



Product Catalog



Playful Wonders & Magical Discoveries Await

Play Starts with a Spark

When you swing your way across steel rungs, maybe you're transported to the treetops of the Amazon. As you slide through a tunnel, maybe you're racing through an ancient tomb. After you scale a towering climber, maybe you find yourself among the clouds.

As the masters of theme, we know exactly how to set imaginations alight with possibilities. Our products are designed to transform playgrounds into an escape from the everyday—for everyone. Regardless of age or ability level, anyone can experience the magic of imaginative play and gain the life skills they need to flourish as they grow.

So if you're on the search for a new play adventure that inspires and empowers your entire community, you've discovered your perfect match.



14

Featured Products



28

Inspiration Gallery

40



Play Structures

- 92 Early Childhood
- 112 Components
- 160 Independent Events
- 186 Site Amenities
- 192 Warranty
- 194 Quality
- 196 Index
- 198 Colors

We're proud partners with premier organizations dedicated to helping kids grow, learn, and play! From creating inclusive play spaces to helping fund childhood cancer research, we work together to make a difference in communities around the world—like yours!



Share how your playground makes an impact! Our partner signs inform visitors of how your playground helps to create a more inclusive, thoughtful community.



The World of Eric Carle is a design-driven licensing and merchandising program based on the picture books by Eric Carle.



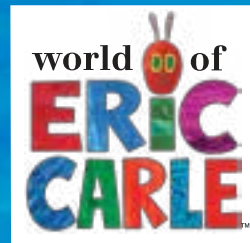
Unlimited Play is a non-profit organization that assists communities in providing inclusive play for kids of all ability levels.



Kids Around the World is a non-profit organization that refurbishes playground equipment and supplies it to communities in need.




Alex's Lemonade Stand Foundation funds research, raises awareness, and supports families affected by childhood cancer.



Experience the World of Eric Carle on the playground! Through our partnership, we help children of all ages grow their physical abilities as well as their imaginations by bringing the characters of the beloved children's author to life.

Our new, whimsical climbers are inspired by Carle's famous work, *The Very Hungry Caterpillar*—but this is just the beginning of our story together!



About Eric Carle

Eric Carle combines his signature art style with his passion for nature to create stories that encourage kids to explore through imaginative play and learn about the world around them. A prolific author and artist, Carle has written and illustrated more than seventy books which have sold over 175 million copies worldwide.



About the World of Eric Carle

The World of Eric Carle is a design-driven licensing and merchandising program based on the picture books by Eric Carle. Trusted by generations of parents, teachers, librarians, and children, *The Very Hungry Caterpillar* and Carle's other timeless storybooks come alive through colorfully creative products, designed to inspire very hungry young minds.

Hungry for more?



Visit LittleTikesCommercial.com/Eric-Carle to continue learning about our partnership.




Unlimited Play is a non-profit organization that helps plan, design, and build universally accessible play spaces where kids of all abilities can play together. These playgrounds rally communities around a higher set of values and common cause, cultivating greater respect, understanding, and dignity among the next generation.



Designing for Inclusion

Since partnering together in 2016, we've collaborated on a number of products that ensure people of all abilities can enjoy the playground together. From the soothing effects of Quiet Grove to the engagement of Sensory Safety Rails, these products set your play space above the standards set by the Americans with Disabilities Act—fostering a more welcoming, inclusive environment for your entire community.

For a full look at our products designed with Unlimited Play, visit pages 133 and 178.



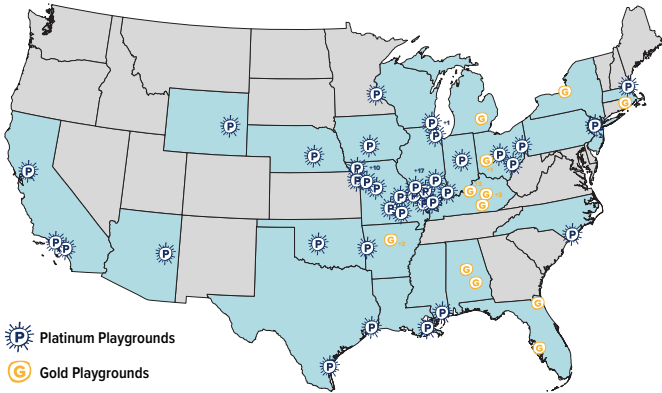
Reaching Beyond the Playground

Unlimited Play Curriculum

We've created Unlimited Play Curriculums to support educators as they incorporate inclusive playgrounds into their lesson plans. Filled with age-appropriate activities for all grade levels, these guides empower students to connect with one another and their greater community. All lessons meet the 5 National Standards for Physical Education and the 8 National Standards for Health, as well as support the 11 Principles of Character Education.

Continuing Education Courses

From the importance of inclusion to principles of inclusive design, our continuing education course, *Inclusion & Unlimited Play*, teaches you everything you need to know about giving everyone in your community the chance to play together. Find out more about our continuing education courses at LittleTikesCommercial.com/Continuing-Education



UP North American Showcase Sites


Our UP North American Showcase Sites represent the standard of inclusive play across North America. When you commit to building either a Platinum- or Gold-level playground, Unlimited Play will provide unprecedented support throughout the entire process in areas such as marketing, fundraising, and outreach—for no additional fees! Contact your local representative to learn more.



Read more about our partnership at
LittleTikesCommercial.com/Unlimited-Play



Kids Around the World (KATW) is a non-profit organization dedicated to providing joy in underprivileged communities worldwide. Having built over 1,200 playgrounds in over 80 countries, KATW brings the gift of play where it's needed most. The process involves sourcing and refurbishing playgrounds in the United States, and then delivering them to communities in need. Oftentimes, it will be the first playground these children encounter.



Little Tikes Commercial team members at the 2024 playground build in Ecuador.



Learn more about our partnership at LittleTikesCommercial.com/KATW

Partners in Play

Alex's Lemonade Stand



Founded by the parents of Alexandra "Alex" Scott in 2005, Alex's Lemonade Stand Foundation (ALSF) raises awareness of childhood cancer, funds impactful research, and supports families affected by it. Our partnership began in 2015 with the creation of Alex's Lemonade Stand Panel, honoring Alex's original lemonade stand that raised over \$1 million for cancer research. With every panel sold, Little Tikes Commercial donates \$100 to ALSF's mission and inspires countless children to follow in Alex's footsteps.



Find out more about our partnership at LittleTikesCommercial.com/ALSF





Featured Products

- 16 Elements of Nature
- 18 The World of Eric Carle
- 20 Post and Panel Players
- 22 Rope Tower & HDPE Climber
- 23 Seesaws
- 24 Custom



Elements of Nature


Inspired by the elements that sustain all life on earth, these four independent play events work hand in hand to create generations of play for all members of your community. Regardless of age or ability level, anyone can experience physical, sensory, and social play through these playful phenomena.

Burst

Fan the flames of discovery in your community with Burst! Kids can scale any of the three climbers surrounding the center of this volcanic play event to reach a drum at the top. As a new rhythm erupts, friends can listen and socialize in the central, ground-level cozy space featuring two layers of flextread panels.

Twist

Get whisked away with Twist! Kids can climb all around the suspended steel rings, building their balance, strength, and coordination, or develop their social and sensory skills on the ground level as they hang out with friends using the flextread panel or Talk Tube.



Surf

Make waves in your community with Surf! Consisting of a rope net and flextread panels, this climber shifts as kids travel, helping them to develop their balance and coordination. Kids may also choose to simply sit on one of the flextread panels and enjoy the motion of the ocean.




Rock

Experience a terrain unlike any other! The four sections of this steel climber each feature a unique design for kids to navigate. Flextread panels are either whole, suspended, or have cutouts to challenge kids as they navigate through each level. Rope and handholds are located throughout to lend a helping hand.



To learn more about these products, visit [LittleTikesCommercial.com/Elements-of-Nature](https://www.littletikescommercial.com/Elements-of-Nature)



New Flavor of Fun

Through our partnership with the World of Eric Carle™, kids can join The Very Hungry Caterpillar and Butterfly on a journey full of imagination, growth, and play through our whimsical character climbers! Constructed of glass fiber reinforced polymer, these 30” climbers are low maintenance, UV-stable, and lightweight yet durable—making them an easy way to add a touch of creativity to any play space. Each climber is available in two paint options: Classic with traditionally playful coloring, or Deluxe with Eric Carle’s signature style.

Caterpillar - Deluxe

Satisfy your appetite for adventure with The Very Hungry Caterpillar! Whether they’re imagining a search for some flavorful snacks or connecting with friends as they explore, kids of all ages can experience fun and friendship across this charmingly arched climber.



Caterpillar - Deluxe

Butterfly - Deluxe

All that eating transformed Caterpillar into Butterfly! Perched atop a flower, Butterfly’s bright wings are outstretched, inviting kids to climb aboard for their next adventure—after all, growing up doesn’t mean the fun has to end!



This is just a taste of what our partnership has in store—stay tuned for the next chapter of our story!



Post Player with Mini Sensory Fidget Insert

Post and Panel Players

There's fun to be had in every corner of the playground! From a vibrant color wheel to a spinning maze, our mini inserts are an easy way to add inclusive play value to your design. These inserts may be displayed in a variety of ways across our standard and reach panels.

See more Post Players on page 153.



Post Player with Mini Color Wheel Kaleidoscope Insert



Kid Builders Reach Panel with Mini Tile Slide Number Insert



Mini Color Wheel Kaleidoscope Insert

Two layers combine to form this simple yet beautiful activity; as kids spin the easy-to-turn rotor, the overlapping inserts reveal new colors.



Mini Make It Rain Insert

Kids can produce the calming sound of rain with this easy-to-rotate drum, watching and listening as stainless steel ball bearings tumble with each turn.



Mini Sensory Fidget Insert

Designed to provide focus for inquisitive minds, this multi-sensory insert features roller balls, a spinning disc, twisting shapes, a slider, and even a rotating drum with balls.



Mini Gliding Gears Insert

Kids can turn the wheel to rotate the three internal gears of this insert, creating new patterns and learning about cause-and-effect.



Mini Tile Slide Number Insert

Eight tiles make up this sliding puzzle. Kids can use the easy-glide track to piece together the underwater image and count numbers.



Mini Rotor Maze Insert

In this hand-eye coordination challenge, kids can turn the rotor to guide matte finish balls through the maze from start to finish.



Kid Builders Panel with Mini Rotor Maze Insert



Kid Builders Panel with Double Inserts - Mini Make It Rain and Gliding Gears Inserts



Rope Tower

Featuring a combination of Rope Tower, Combo Overhead climber, and HDPE Climber, this freestanding piece encourages kids to flex their creativity and strengthen their skills as they navigate through each climbing challenge. Quantum II Slide is also attached, giving kids a goal and reward for all of their climbing efforts.



Rock On Seesaw

Inspire your community to "Rock On" together! This inclusive seesaw features four seats strategically designed to allow those with mobility devices to easily transition on and off of the equipment. Optional harnesses are available. Additional users may join in the center and help create movement using the arched handrail. As friends of all ability levels rock this piece together, they'll develop their balance, proprioception, and vestibular system.

HDPE Climber

This curved steel climber changes up midway, switching from steel rungs to an array of foot and handholds. In addition to building kids' strength and coordination, this shift in climbing styles gives them a chance to develop their creative thinking skills. Complete with simple, modern design, HDPE Climber is the perfect component for playgrounds of any theme.



Dennis Seesaw

Dennis Seesaw provides the opportunity for people of all ability levels to play together! Two seats are sculpted for support and comfort, and feature an optional five-point harness to secure users. Their thoughtful spacing and transfer-level height ensure that wheelchair users can easily access the equipment. Handles are located on the back of each seat, allowing caregivers to assist in the play, and in front of each seat to help support users. The center seat allows for a third user to participate by holding onto the arched center rail and using their strength to create momentum.

CUSTOM
DESIGN
STUDIO

It's Your Imagination

We're just bringing it to life.

Little Tikes Commercial's Custom Design Studio works with you throughout the entire process to ensure that your playground's design reflects the unique values of your community. Whether it's through building larger-than-life structures or by incorporating your community's mascots and colors, we're ready to look with you into your mind's eye and discover what wonders we can create together.

Visit [LittleTikesCommercial.com/Custom](https://www.littletikescommercial.com/Custom) to learn more.





Town Commons Park
Gautier, Mississippi

Representative: Swift Recreation, LLC



Playing in Harmony

Thanks to contributions from a private donor and the state legislature, the community of Gautier opened Mississippi's first inclusive playground in Town Commons Park.

Positioned beside the local amphitheater, the playground features a musical theme. Custom cymbal-shaped post toppers, along with musical notes on shades and panels, set the stage for kids as they explore the play space. Kids can even scale custom drum and guitar climbers, or take the custom vinyl record climber for a spin.

continued on next page

And music doesn't stop at the aesthetic. The playground houses Concerto: a collection of outdoor musical instruments—such as Cabasa, Chimes, and Vibes—that encourage kids of all abilities to perform alongside one another.

The two play structures are designed for complete inclusion with Sensory Safety Rails lining the ramped entrances and musical activities such as Scrambled Scales Panel scattered throughout. The larger play structure also features Roller Slide, which provides an enjoyable tactile experience—particularly for those with sensory processing disorders.

The smaller structure features an eye-catching glider customized to look like a 1950s automobile. Here, entire families can rock out to the playground's tunes together, with older relatives enjoying a bit of nostalgic charm.

Additional inclusive activities surround the structures, such as ZoomTwist—a spinning net climber where kids can challenge their physical skills or enjoy the breeze as they sit along the bottom. The Quiet Grove is located at a distance, providing a space for anyone overstimulated by the activity of the playground to calm down before rejoining the fun.

Not only do residents in Gautier benefit from this inclusive playground—families from across the state now have a welcoming play space to enjoy together, regardless of age or ability level.



Stonegate Park
Clive, Iowa

Representative: Play-Pro Recreation



Kid-Inspired Play

After losing their playground in Stonegate Park due to a fire, Clive, Iowa came together to create a new and improved play space for kids of all ages.

When presented with several design options, the community overwhelmingly voted for Play-Pro Recreation, whose thoughtful use of PlayStax® and NU-Edge® GSX fills the play space with all kinds of opportunities for discovery.

Inspired by kid-built forts, PlayStax uses modern design to create a unique clubhouse-feel. Its multi-level structure provides ample climbing challenges and spots for socializing. Kids will be immersed through themed rooms located throughout, while caregivers can keep a watchful eye with open sightlines.

Connecting to the main PlayStax structure is NU-Edge GSX, which introduces a maze of climbing challenges to the play space through steel, rope, and flextread. Intentional design ensures that these two events tie together both in terms of action and aesthetic, so kids can enjoy a seamless transition without interrupting their adventure.

Complete with swings and slides, this playground offers everything kids need to fuel their imaginations and develop their skill sets for years to come.



Fountain Valley Sports Park

Fountain Valley, California

Representative: Pacific Park & Play



Possibilities of Inclusion

Fountain Valley, California debuted a new custom playground that encourages people of all ages and abilities to play together! The project received an outpouring of support—from local foundations, schools, and non-profits to the state of California and federal officials.

“We wanted this to be something that the community really celebrates,” said Rob Frizzelle, community services director for the city of Fountain Valley. “And Little Tikes Commercial brought that to us.”

Featuring inclusive design with a custom sports theme, the playground builds upon the community’s long-standing support for the Special Olympics®. In addition to providing accessible pathways and play equipment for those with physical disabilities, the playground includes a number of elements for those with social, emotional, and cognitive disabilities, such as themed shades and the Quiet Grove. Thanks to the collaboration of Frizzelle, Natalie Mackay of Unlimited Play, and Playground Designer Cindy Grabow of Pacific Park & Play, the playground’s thoughtful design serves as a point of pride for the community.

“You can tell there was a lot of detail put into this park,” said Amy Cahill, whose children of differing abilities enjoy exploring the playground together. “There are at least five or six things [my daughter] can do, which is not typical at even a park that has features for disabled children. We’re so grateful that this park exists.”





Thomas Mitchell Park
Des Moines, Iowa

Representative: Play-Pro Recreation

Naturally Playful

Kids in Des Moines, Iowa can enjoy the wonders of nature at the new playground in Thomas Mitchell Park!

The playground, created by Play-Pro Recreation, combines modern design with natural aesthetic through equipment such as PlayStax® and NU-Edge®. When used together, these pieces create a landscape that nurtures everyone's inner explorer.

In addition to the tiered PlayStax tower with themed rooms, the main play structure features a number of nature-inspired climbers such as Tilted Rock Challenge and Lumberjack Climber. Numerous slides across the structure act as both inspiration and a reward for those that follow their instinct to climb. Play panels, like Silly Faces Panel, also establish a natural theme throughout.

Completing the play space are a variety of themed elements, such as Dragonfly—a rocking event for pairs of friends—and larger-than-life leaf-shaped post toppers. Thanks to the variety of play activities and thoughtful theming, this playground is sure to serve as a source of discovery and growth for generations.

Colorful Fun

Pell's Park playground in Paxton, Illinois received a much-anticipated upgrade with a whole new play space designed by All Inclusive Rec!

The main structure features creative use of PlayStax® along with several striking tunnel slides. The expansive tower provides a cozy, fort-like atmosphere that encourages kids to explore freely and discover all the wonders that await together. Though enclosed, the structure provides open lines of sight for caregivers to supervise from below.

A variety of climbing challenges, such as the Hula Loop, are located throughout the space to give kids a varied landscape that not only provides inspiration for their adventure, but also helps build their strength, balance, and coordination. Other components, such as Talk Tube, are thoughtfully placed throughout the structure for added social and sensory engagement.

The vibrant playground fosters the same sense of community Paxton is known for. After eagerly awaiting its opening, the new playground has been met with excitement from parents and kids alike.



Pell's Park
Paxton, Illinois
Representative: All Inclusive Rec



The Heart of Play

Kids of all ages and abilities are welcome at Centennial Park’s new playground! Located in Lemont, Illinois, the park district and Lemont Junior Woman’s Club collaborated to bring this new landscape of possibilities to their community.

“This is the central hub of the community, so it’s a very utilized space,” said Jason Khuen, Director of Maintenance and Planning for Lemont Park District. “It’s unbelievable how many kids are at this park after three o’clock every day.”

The playground ensures that there is something for everyone to enjoy with sensory events such as Roller Slide, an animal-themed sound panel, and more. Inclusive, unitary surfacing and ADA-compliant ramps also make it possible for visitors using mobility devices to explore alongside their family and friends.

The inclusive nature of the playground’s design does not stop at ability, either. With a clubhouse-feel cultivated across the ground-level, everyone who visits the playground is encouraged to play—even if they’re only a kid at heart.

“This playground can be used from age of 2 to adulthood with our swings that are actually made for adults and children to use together,” said Khuen.

The playground also features the Quiet Grove, which gives children in need of a break from playing the opportunity to do so, rather than leave the playground for the day.

“This was the first project where I had seen the Quiet Grove being used,” said Paul Gozder from Parkcreation. “I was quite impressed by its value and function when used in a highly active park.”

Since opening in October 2021, the playground has served as a core feature for the community, strengthening the bonds between neighbors of all ages and abilities.



Centennial Park
Lemont, Illinois
Representative: Parkcreation, Inc



Play Structures

Whether you buy them outright or use them as inspiration, our predesigned Play Structures are perfect for anyone unsure of where to start when it comes to designing their play space. Play Structures are grouped by product line, ensuring that you can easily find the age-appropriate equipment you're looking for. If you don't see anything that inspires you or if you would like to add personal touches to the design, our Custom Design Studio is ready to help.

42

NU-Edge®

Ages: 2-5, 5-12 (18 mos-5, 5-12 CSA)

NU-Edge play systems are designed around the striking dichotomies of natural/urban materials and modern/rustic design.



60

PlayStax®

Ages: 5-12 (5-12 CSA)

Modular and stackable, with a cool, kid-built aesthetic! Compatible with NU-Edge and Kid Builders.



82

SkyBuilders®

Ages: 5-12 (5-12 CSA)

Conquer new heights and add some thrill with our 5" (0.127m) post and tower play system, compatible with Kid Builders® components.

64

Kid Builders®

Ages: 2-5, 5-12 (18 mos-5, 5-12 CSA)

Our best-selling play structures, Kid Builders feature a 5" (0.127m) post and steel clamp system and massive array of play activities (over 500)!



70

Kid Builders® Themed

Ages: 2-5, 5-12 (18 mos-5, 5-12 CSA)

Imagination becomes reality with structures that establish all kinds of destinations for kids to discover and explore.



76

NRG Kinetics™ & NRG Freestyle

Ages: 5-12 (5-12 CSA)

Build your own ground-level fitness challenge course and make physical activity fun with our deckless play systems.



54

Inclusive

Ages: 2-5, 5-12 (18 mos-5, 5-12 CSA)

Kids of all ages and ability levels can experience play with these certified inclusive designs.



74

Gelefish®

Ages: 5-12 (5-12 CSA)

Compatible with Kid Builders® and filled with thematic components, Gelefish® packs big fun into a small, immersive space.



90

MaxPlay®

Ages: 2-5, 5-12 (18 mos-5, 5-12 CSA)

Pre-configured and ready-to-go—just choose your color palette! These structures are a play-rich solution for any space or budget.



NU-Edge®





PAGE
 163

Bringing Nature to the Playground

We've recreated the look and feel of nature using Naturtek®, a realistic imitation exclusive to Little Tikes Commercial. The patented composite resin can withstand natural exposure to heat, cold, water, and sun, and never needs touching up since color is infused throughout the material. Its lightweight yet durable composition and easy maintenance make it an ideal (and cost-effective!) playground solution.



PAGE
 116



Look for this symbol for our exclusive Naturtek® products starting on page 115.



PAGE
 115



PAGE
 116




PAGE
 163



NU-Edge® NE25-74651
 Ages: 5-12, 5-12 CSA Events: 38 Users: 102
 Use Zone: 62' 6" x 68' 0" (19.05m x 20.73m) Weight: 13,591 lb (6,164 kg)



NU-Edge® NE23-73436
 Ages: 5-12, 5-12 CSA Events: 12 Users: 68
 Use Zone: 45' 0" x 45' 9" (13.72m x 13.94m) Weight: 9,275 lb (4,206 kg)



NU-Edge® NE25-74550
 Ages: 5-12, 5-12 CSA Events: 19 Users: 85
 Use Zone: 43' 0" x 69' 0" (13.11m x 21.03m) Weight: 15,489 lb (7,024 kg)




NU-Edge® NE24-74025
 Ages: 5-12, 5-12 CSA Events: 15 Users: 81
 Use Zone: 48' 5" x 50' 9" (14.76m x 15.47m) Weight: 9,569 lb (4,340 kg)




NU-Edge® NE23-73435
 Ages: 5-12, 5-12 CSA Events: 18 Users: 64
 Use Zone: 51' 11" x 37' 10" (15.82m x 11.53m) Weight: 8,272 lb (3,751 kg)




NU-Edge® NE25-74549
 Ages: 5-12, 5-12 CSA Events: 20 Users: 83
 Use Zone: 48' 6" x 56' 6" (14.78m x 17.22m) Weight: 10,097 lb (4,579 kg)




NU-Edge® NE23-73439
 Ages: 5-12, 5-12 CSA Events: 18 Users: 90
 Use Zone: 55' 7" x 34' 6" (16.94m x 10.52m) Weight: 12,001 lb (5,443 kg)

Voyager Park
 De Pere, Wisconsin
Representative: Northland Recreation





Easter Lake Park
Des Moines, Iowa
Representative: Play-Pro Recreation



NU-Edge® NE25-74551
Ages: 5-12, 5-12 CSA Events: 19 Users: 90
Use Zone: 49' 0" x 60' 0" (14.93m x 18.29m) Weight: 12,130 lb (5,501 kg)




NU-Edge® NE24-74023
Ages: 5-12, 5-12 CSA Events: 25 Users: 108
Use Zone: 60' 10" x 54' 8" (18.54m x 16.66m) Weight: 13,926 lb (6,316 kg)




NU-Edge® NE24-74022
Ages: 5-12, 5-12 CSA Events: 16 Users: 75
Use Zone: 48' 7" x 46' 11" (14.81m x 14.30m) Weight: 10,960 lb (4,971 kg)




 **NU-Edge® NE24-74027**
Ages: 5-12, 5-12 CSA Events: 15 Users: 72
Use Zone: 51' 5" x 47' 5" (15.67m x 14.45m) Weight: 9,737 lb (4,416 kg)




 **NU-Edge® NE24-74028**
Ages: 2-12, 18 mo-12 yr CSA Events: 11 Users: 43
Use Zone: 28' 11" x 43' 8" (8.81m x 13.31m) Weight: 5,744 lb (2,605 kg)



 **NU-Edge® NE24-74024**
Ages: 5-12, 5-12 CSA Events: 24 Users: 121
Use Zone: 44' 1" x 71' 6" (13.44m x 21.79m) Weight: 12,403 lb (5,625 kg)



 **NU-Edge® NE25-74552**
Ages: 5-12, 5-12 CSA Events: 21 Users: 153
Use Zone: 62' 6" x 67' 0" (19.05m x 20.42m) Weight: 15,429 lb (6,997 kg)





Inclusive

Through our partnership with Unlimited Play, we open up new possibilities for kids of all ages and abilities with innovative, inclusive designs that exceed ADA requirements. The following such structures offer easy play solutions for your entire community, inspiring the next generation to learn and grow together. Discover more about planning and building an inclusive play space by contacting your local representative.

Stop by LittleTikesCommercial.com/Unlimited-Play for more information about our partnership.

Fountain Valley Sports Park

Fountain Valley, California

Representative: Pacific Park & Play

**Browse inclusive products from our partnership with Unlimited Play!
See Components on page 133, and Independent Events on page 178.**

To eliminate the guesswork you may face in your project, we offer two levels of certified inclusive playground designs: Platinum and Gold.

G Gold playgrounds feature a structure with accessibility to the first or second deck, and transfer stations to the slides for visitors using mobility devices. These designs also encourage parallel play with three-levels of climbing challenge as well as sensory play panels and safety rails. Gold playgrounds are best suited for those working with a limited footprint or budget.

P Platinum playgrounds are fully inclusive, from the type of surfacing to the accessibility of the highest point. These designs promote parallel play, so kids of all abilities can play side-by-side across three levels of climbing challenge. Sensory experiences are also featured via play panels and safety rails. Platinum playgrounds are perfect for those looking to achieve large inclusive dreams.



Unlimited Play® UP23-73446
Ages: 5-12, 5-12 CSA Events: 48 Users: 218
Use Zone: 96' 6" x 63' 6" (29.41m x 19.35m) Weight: 21,856 lb (9,912 kg)



Unlimited Play® UP23-73449
Ages: 5-12, 5-12 CSA Events: 27 Users: 94
Use Zone: 60' 3" x 55' 0" (18.36m x 16.76m) Weight: 12,620 lb (5,723 kg)



Unlimited Play® UP23-73447
Ages: 5-12, 5-12 CSA Events: 33 Users: 174
Use Zone: 72' 8" x 63' 2" (22.15m x 19.25m) Weight: 18,843 lb (8,546 kg)



Unlimited Play® UP23-73442
Ages: 5-12, 5-12 CSA Events: 44 Users: 225
Use Zone: 71' 4" x 98' 5" (21.74m x 30.00m) Weight: 26,775 lb (12,143 kg)

All Platinum and Gold playground designs are eligible to become an UP North American Showcase Site for no additional fees. Contact your local representative to learn more!



Unlimited Play® UP23-73444
Ages: 5-12, 5-12 CSA Events: 37 Users: 204
Use Zone: 79' 3" x 82' 6" (24.15m x 25.14m) Weight: 20,376 lb (9,241 kg)



Unlimited Play® UP23-73445
Ages: 5-12, 5-12 CSA Events: 31 Users: 189
Use Zone: 72' 1" x 67' 3" (21.97m x 20.50m) Weight: 18,828 lb (8,539 kg)

Our collection of inclusive products—including those created exclusively through our partnership with Unlimited Play—allow you to create a playground that everyone in your community can enjoy.

- A. Quiet Grove*
- B. Unlimited Play Panels*
- C. Unlimited Play Turnabout Spinner*
- D. ZoomTwist Duplex
- E. Roller Slide

**Created in collaboration with Unlimited Play*



Unlimited Play® UP25-74609
Ages: 5-12, 5-12 CSA Events: 30 Users: 168
Use Zone: 87' 0" x 91' 0" (26.52m x 27.74m) Weight: 18,353 lb (8,323 kg)

Freestanding items are not included in the information listed.



See page 100 to browse our inclusive designs for Early Childhood!

PlayStax®


Pell's Park
Paxton, Illinois

Representative: All Inclusive Rec




See this design on page 63.




 **PlayStax® PS24-74029**
Ages: 5-12, 5-12 CSA Events: 20 Users: 54
Use Zone: 49' 11" x 52' 2" (15.21m x 15.90m) Weight: 11,198 lb (5,078 kg)




 **PlayStax® PS25-74553**
Ages: 5-12 Events: 17 Users: 66
Use Zone: 50' 0" x 50' 6" (15.24m x 15.39m) Weight: 10,684 lb (4,845 kg)



 **PlayStax® PS22-73170**
Ages: 5-12, 5-12 CSA Events: 14 Users: 67
Use Zone: 44' 5" x 41' 10" (13.54m x 12.75m) Weight: 7,953 lb (3,607 kg)




 **PlayStax® PS23-73434**
Ages: 5-12, 5-12 CSA Events: 25 Users: 124
Use Zone: 64' 6" x 61' 1" (19.66m x 18.62m) Weight: 17,151 lb (7,778 kg)

Pell's Park design featured on pages 36 and 60!


Kid Builders®

Eliot Elementary
Boston, Massachusetts




 Kid Builders® KB23-73453
Ages: 5-12, 5-12 CSA Events: 20 Users: 98
Use Zone: 50' 3" x 54' 2" (15.32m x 16.51m) Weight: 11,611 lb (5,266 kg)




 Kid Builders® KB24-74031
Ages: 5-12, 5-12 CSA Events: 12 Users: 52
Use Zone: 49' 6" x 43' 5" (15.09m x 13.23m) Weight: 8,055 lb (3,653 kg)



 Kid Builders® KB23-73456
Ages: 5-12, 5-12 CSA Events: 22 Users: 135
Use Zone: 68' 5" x 53' 7" (20.85m x 16.33m) Weight: 13,704 lb (6,215 kg)



 Kid Builders® KB25-74554
Ages: 5-12, 5-12 CSA Events: 22 Users: 60
Use Zone: 57' 0" x 60' 6" (17.37m x 18.44m) Weight: 10,407 lb (4,720 kg)



Kid Builders® KB24-74030
Ages: 5-12, 5-12 CSA Events: 15 Users: 68
Use Zone: 49' 8" x 36' 3" (15.14m x 11.05m) Weight: 8,628 lb (3,913 kg)



Kid Builders® KB25-74555
Ages: 5-12, 5-12 CSA Events: 16 Users: 57
Use Zone: 36' 6" x 41' 6" (11.12m x 12.65m) Weight: 6,971 lb (3,161 kg)



Kid Builders® KB24-74033
Ages: 5-12, 5-12 CSA Events: 21 Users: 93
Use Zone: 51' 9" x 42' 6" (15.77m x 12.95m) Weight: 10,655 lb (4,832 kg)



Kid Builders® KB23-73454
Ages: 5-12, 5-12 CSA Events: 28 Users: 123
Use Zone: 51' 0" x 66' 8" (15.54m x 20.32m) Weight: 12,841 lb (5,824 kg)



Kid Builders[®] Themed

Whistle Stop Park
Silver Lake, Michigan

Representative:
Great Lakes Recreation



Kid Builders® KBT24-74037
Ages: 5-12, 5-12 CSA Events: 12 Users: 72
Use Zone: 39' 5" x 53' 1" (12.01m x 16.18m) Weight: 9,612 lb (4,359 kg)



Kid Builders® KBT23-73457
Ages: 5-12, 5-12 CSA Events: 23 Users: 93
Use Zone: 51' 0" x 66' 8" (15.54m x 20.32m) Weight: 10,176 lb (4,615 kg)



Kid Builders® KBT23-73458
Ages: 5-12, 5-12 CSA Events: 25 Users: 126
Use Zone: 52' 7" x 52' 3" (16.03m x 15.93m) Weight: 12,807 lb (5,808 kg)



Kid Builders® KBT24-74038
Ages: 5-12, 5-12 CSA Events: 20 Users: 87
Use Zone: 51' 4" x 44' 4" (15.65m x 13.51m) Weight: 10,191 lb (4,622 kg)

Gelefish®

New Look coming Spring 2025!

Gelefish® will be joining our new line of compact play structures—Versa Builders™! With this update comes thoughtful design changes and thematic elements to make Gele more immersive than ever before.



Gelefish® GF20-71901
Ages: 5-12, 5-12 CSA Events: 14 Users: 68
Use Zone: 51' 6" x 44' 2" (15.70m x 13.46m) Weight: 7,059 lb (3,201 kg)



Gelefish® GF20-71900
Ages: 5-12, 5-12 CSA Events: 24 Users: 74
Use Zone: 56' 3" x 47' 5" (17.14m x 14.45m) Weight: 10,754 lb (4,877 kg)

Honey Island Elementary
Slidell, Louisiana

Representative: Swift Recreation



NRG Kinetics™ NRG23-73461
Ages: 5-12, 5-12 CSA Events: 7 Users: 49
Use Zone: 42' 2" x 43' 0" (12.85m x 13.11m) Weight: 2,026 lb (919 kg)




NRG Kinetics™ NRG25-74557
Ages: 5-12 Events: 20 Users: 48
Use Zone: 39' 6" x 79' 0" (12.04m x 24.08m)




NRG Kinetics™ NRG24-74046
Ages: 5-12, 5-12 CSA Events: 8 Users: 48
Use Zone: 43' 3" x 38' 10" (13.18m x 11.84m)





 NRG Kinetics™ NRG24-74045
Ages: 5-12, 5-12 CSA Events: 6 Users: 49
Use Zone: 40' 11" x 41' 1" (12.47m x 12.52m) Weight: 4,497 lb (2,039 kg)




 NRG Kinetics™ NRG23-73459
Ages: 5-12, 5-12 CSA Events: 11 Users: 30
Use Zone: 35' 5" x 37' 4" (10.79m x 11.38m) Weight: 1,061 lb (481 kg)



 NRG Kinetics™ NRG23-73464
Ages: 5-12, 5-12 CSA Events: 16 Users: 65
Use Zone: 41' 10" x 57' 6" (12.75m x 17.53m)



 NRG Kinetics™ NRG23-73460
Ages: 5-12, 5-12 CSA Events: 9 Users: 60
Use Zone: 40' 1" x 53' 2" (12.22m x 16.20m) Weight: 2,600 lb (1,179 kg)


NRG Freestyle shares the fitness focus while allowing kids to seamlessly move between play events, encouraging confidence and developing decision-making skills. Each line is customizable, so you can choose what works best for your playground and your budget.



NRG Freestyle NRGFS23-73466
Ages: 5-12, 5-12 CSA Events: 9 Users: 48
Use Zone: 41' 5" x 31' 0" (12.62m x 9.45m) Weight: 2,929 lb (1,328 kg)



NRG Freestyle NRGFS23-73467
Ages: 5-12, 5-12 CSA Events: 8 Users: 34
Use Zone: 38' 4" x 36' 10" (11.68m x 11.23m) Weight: 2,317 lb (1,051 kg)



NRG Freestyle NRGFS23-73468
Ages: 5-12, 5-12 CSA Events: 9 Users: 46
Use Zone: 39' 7" x 31' 10" (12.06m x 9.70m) Weight: 2,675 lb (1,213 kg)



NRG Freestyle NRGFS23-73469
Ages: 5-12, 5-12 CSA Events: 14 Users: 39
Use Zone: 59' 9" x 30' 4" (18.21m x 9.25m) Weight: 3,893 lb (1,766 kg)

Logan Farm Park
Acworth, Georgia



SkyBuilders® SB23-73472
Ages: 5-12, 5-12 CSA Events: 15 Users: 82
Use Zone: 50' 8" x 32' 4" (15.44m x 9.85m) Weight: 11,291 lb (5,121 kg)



SkyBuilders® SB24-74039
Ages: 5-12, 5-12 CSA Events: 16 Users: 62
Use Zone: 24' 6" x 50' 6" (7.47m x 15.39m) Weight: 12,553 lb (5,693 kg)



SkyBuilders® SB23-73471
Ages: 5-12, 5-12 CSA Events: 31 Users: 153
Use Zone: 62' 5" x 48' 1" (19.02m x 14.66m) Weight: 14,071 lb (6,381 kg)



SkyBuilders® SB23-73473
Ages: 5-12, 5-12 CSA Events: 19 Users: 89
Use Zone: 50' 3" x 49' 10" (15.32m x 15.19m) Weight: 20,047 lb (9,092 kg)



SkyBuilders® SB23-73470
Ages: 5-12, 5-12 CSA Events: 24 Users: 121
Use Zone: 54' 10" x 55' 2" (16.71m x 16.81m) Weight: 19,360 lb (8,780 kg)




SkyBuilders® SB24-74040
Ages: 5-12, 5-12 CSA Events: 22 Users: 94
Use Zone: 58' 10" x 46' 6" (17.93m x 14.17m) Weight: 16,107 lb (7,305 kg)


Play Builders®

Winter Hill
Innovation School
Sommerville, Massachusetts




 **Play Builders® PB23-73474**
Ages: 5-12, 5-12 CSA Events: 16 Users: 49
Use Zone: 34' 4" x 54' 1" (10.46m x 16.48m) Weight: 6,345 lb (2,878 kg)



 **Play Builders® PB24-74044**
Ages: 5-12, 5-12 CSA Events: 20 Users: 98
Use Zone: 51' 5" x 41' 5" (15.67m x 12.62m) Weight: 9,179 lb (4,163 kg)



 **Play Builders® PB23-73477**
Ages: 2-12, 18 mo-12 yr CSA Events: 16 Users: 58
Use Zone: 34' 11" x 42' 3" (10.64m x 12.88m) Weight: 5,854 lb (2,655 kg)



 **Play Builders® PB25-74558**
Ages: 5-12, 5-12 CSA Events: 8 Users: 41
Use Zone: 37' 0" x 42' 6" (11.28m x 12.95m) Weight: 5,764 lb (2,614 kg)



Custom colors shown.

MaxPlay®

Available Color Palettes:



Primary



Contemporary



Natural



MaxPlay® 3
Ages: 2-5, 15 mo-5 yr CSA Events: 11 Users: 48
Use Zone: 32' 0" x 30' 0" (9.75m x 9.14m) Weight: 2,944 lb (1,335 kg)



MaxPlay Mini Max
Ages: 2-5, 15 mo-5 yr CSA Events: 4 Users: 22
Use Zone: 26' 1" x 23' 8" (7.95m x 7.21m) Weight: 1,611 lb (730 kg)



MaxPlay® 1
Ages: 5-12, 5-12 CSA Events: 8 Users: 42
Use Zone: 29' 0" x 31' 0" (8.84m x 9.45m) Weight: 3,053 lb (1,385 kg)

Early Childhood

- 94 Tot Builders™
- 98 Clubhouses
- 100 Play Structures
- 106 Sculpture Play
- 108 Pretend Play
- 110 Clever Climbers®



Our latest Tot Builders® additions expand our original line to places like the market, a farm, and more! Created in consultation with experts in child development and inclusion, these community-inspired designs support all six stages of play for children aged 6 months to 5 years old. As they explore the tapered lines and bright colors, they'll be developing their sensory, social, and cognitive skills.



Tot Builders® Barnyard

- 27 interactive play elements
- Learning opportunities with counting and problem-solving
- Auditory and tactile experiences
- Cubbyholes to store found treasures
- Solvable puzzle with a scrambled message



*Patent USD1017721

Tot Builders® Market Stand

- 11 interactive play elements
- Accessible height
- Abacus teaches counting and basic math
- Shelf to store goods and merchandise
- Spinnable wheels to inspire the imagination
- Develops communication skills



Created especially for children ages 6 months and up!



*Patent USD1030911

Tot Builders® Friendly Fence

- 12 interactive play elements
- Flextread crawl through
- Slidable droplets to water the flowers
- Vine-shaped handholds to help with balance
- Birdhouse with a special visitor
- Inspires collaboration with peek-a-boo holes



Tot Builders® Nutty the Squirrel

- 10 interactive play elements
- System of slopes and doors
- Clickable acorn button
- Push-and-pull blocks on Nutty's tail
- Fosters creativity



Tot Builders® Calvin's Apple

- 10 interactive play elements
- Motivates critical thinking
- Berry-shaped bell to ring
- Spinnable pear, eye, and gears
- Color wheel to identify common colors
- Mirror to develop self-recognition



Tot Builders® Perch Perfect

- 3 interactive play elements
- Textured, nature-themed shakers
- Encourages caregiver interaction
- Instills independence

PRODUCT	ITEM	AGES	CHILD CAPACITY	USE ZONE	WEIGHT
Tot Builders® Barnyard	LT0900	6-23 mo 2-5 yrs, 18 mo-5 yr CSA	11	-	409 lb (185 kg)
Tot Builders® Calvin's Apple	LT0903	6-23 mo 2-5 yrs, 18 mo-5 yr CSA	4	-	90 lb (41 kg)
Tot Builders® Friendly Fence	LT0902	6-23 mo 2-5 yrs, 18 mo-5 yr CSA	6	-	83 lb (38 kg)
Tot Builders® Market Stand	LT0901	6-23 mo 2-5 yrs, 18 mo-5 yr CSA	6	-	325 lb (147 kg)
Tot Builders® Nutty the Squirrel	LT0904	6-23 mo 2-5 yrs, 18 mo-5 yr CSA	4	-	97 lb (44 kg)
Tot Builders® Perch Perfect	LT0905	6-23 mo 2-5 yrs, 18 mo-5 yr CSA	4	17' 0" x 18' 0" (5.18m x 5.49m)	58 lb (26 kg)

Created especially for children ages 2-5 years!



*Patent D943698



Tot Builders® Playhouse

- Packed with many of the features of a real house, such as a mail slot, doorbell, grill, and clock, but without the mortgage



*Patent Pending

Tot Builders® Community Helpers with Tunnel

- Patent-pending design that gives kids a stage to emulate everyday heroes
- 12 interactive play elements
- Available with or without tunnel



PRODUCT	ITEM	AGES	CHILD CAPACITY	USE ZONE	WEIGHT
Tot Builders® Community Helpers with Tunnel In-ground Mount	LT0880ING	2-5, 15 mo-5 yr CSA	20	22' 10" x 29' 5" (6.96m x 8.97m)	1,702 lb (772 kg)
Tot Builders® Community Helpers with Tunnel Surface Mount	LT0880SM	2-5, 15 mo-5 yr CSA	20	22' 10" x 29' 5" (6.96m x 8.97m)	1,636 lb (742 kg)
Tot Builders® Playhouse In-ground Mount	LT0882ING	2-5, 15 mo-5 yr CSA	20	18' 2" x 21' 11" (5.54m x 6.68m)	855 lb (388 kg)
Tot Builders® Playhouse Surface Mount	LT0882SM	2-5, 15 mo-5 yr CSA	20	18' 2" x 21' 11" (5.54m x 6.68m)	811 lb (368 kg)
Tot Builders® Community Helpers without Tunnel In-ground Mount	LT0889ING	2-5, 15 mo-5 yr CSA	17	19' 9" x 29' 5" (6.02m x 8.97m)	1,516 lb (688 kg)
Tot Builders® Community Helpers without Tunnel Surface Mount	LT0889SM	2-5, 15 mo-5 yr CSA	17	19' 9" x 29' 5" (6.02m x 8.97m)	1,450 lb (658 kg)

Tot Builders® Truck

- Save the day with a friendly truck
- Includes steering wheel, bells, and more



*Patent D956884



Tot Builders® Silly Tree

- Kids can get silly with a hammock, chimes, and various creatures



*Patent D943700



Tot Builders® Chatterly

- Kids have the chance to get the scoop from the village gossip while enjoying colorful skylights



Tot Builders® Garden Crawl Tunnel

- Makes a great secret hideout, but adults can still supervise the play



Tot Builders® Garden Sensory Wall with 2 Inserts

- Kids will love taking a stroll around this garden, with peek-a-boo openings, spinning play objects, and a play insert of your choosing
- Choose 1 or 2 inserts
- Inserts sold separately



Tot Builders® Traffic Light

- Kids can practice traffic control and color recognition with the Traffic Light

PRODUCT	ITEM	AGES	CHILD CAPACITY	USE ZONE	WEIGHT
Tot Builders® Truck In-ground Mount	LT0881ING	2-5, 15 mo-5 yr CSA	6	-	270 lb (122 kg)
Tot Builders® Truck Surface Mount	LT0881SM	2-5, 15 mo-5 yr CSA	6	-	242 lb (110 kg)
Tot Builders® Garden Crawl Tunnel In-ground Mount	LT0883ING	2-5, 15 mo-5 yr CSA	8	17' 6" x 16' 11" (5.33m x 5.16m)	254 lb (115 kg)
Tot Builders® Garden Crawl Tunnel Surface Mount	LT0883SM	2-5, 15 mo-5 yr CSA	8	17' 6" x 16' 11" (5.33m x 5.16m)	251 lb (114 kg)
Tot Builders® Garden Sensory Wall with 2 Inserts In-ground Mount	LT0884ING	2-5, 15 mo-5 yr CSA	8	-	157 lb (71 kg)
Tot Builders® Garden Sensory Wall with 2 Inserts Surface Mount	LT0884SM	2-5, 15 mo-5 yr CSA	8	-	111 lb (50 kg)
Tot Builders® Silly Tree In-ground Mount	LT0885ING	2-5, 15 mo-5 yr CSA	18	18' 1" x 23' 2" (5.51m x 7.06m)	854 lb (387 kg)
Tot Builders® Silly Tree Surface Mount	LT0885SM	2-5, 15 mo-5 yr CSA	18	18' 1" x 23' 2" (5.51m x 7.06m)	766 lb (347 kg)
Tot Builders® Traffic Light In-ground Mount	LT0886ING	2-5, 15 mo-5 yr CSA	2	-	54 lb (24 kg)
Tot Builders® Traffic Light Surface Mount	LT0886SM	2-5, 15 mo-5 yr CSA	2	-	37 lb (17 kg)
Tot Builders® Chatterly In-ground Mount	LT0887ING	2-5, 15 mo-5 yr CSA	10	-	587 lb (266 kg)
Tot Builders® Chatterly Surface Mount	LT0887SM	2-5, 15 mo-5 yr CSA	10	-	541 lb (245 kg)
Tot Builders® Garden Sensory Wall with 1 Insert In-ground Mount	LT0888ING	2-5, 15 mo-5 yr CSA	6	-	165 lb (75 kg)
Tot Builders® Garden Sensory Wall with 1 Insert Surface Mount	LT0888SM	2-5, 15 mo-5 yr CSA	6	-	121 lb (55 kg)

Clubhouses

Early Childhood

Clubhouses put some of our existing sensory panels into house-like configurations. Available with or without a floor, these panels engage kids with interactive elements they can use to develop their all-around skills. Kids can make music, feel different types of texture, and see enchanting colors on the Unlimited Play Sensory Activity Panels or on the variety of play panels.

Musical Clubhouse

- Piano Panel
- Unlimited Play Disco Party Panel
- Unlimited Play Scrambled Scales Panel
- Melody Maker Panel
- Activity Panel with Magical Music Insert
- Available with or without a floor



Sensory Clubhouse

- Unlimited Play Silly Faces Panel
- Unlimited Play Living Art Panel
- Unlimited Play Simon Says Panel
- Activity Panel with Very Buried Insert
- Activity Panel with Four-the-Win Insert
- Available with or without a floor



Variety Clubhouse

- Village Panel with Seat
- Alphabet Panel
- Braille Panel
- Unlimited Play Scrambled Scales Panel
- Activity Panel with Hypnotize Insert
- Available with or without a floor



PRODUCT	ITEM	WEIGHT
Musical Clubhouse without Floor	200203746	1,343 lb (609 kg)
Musical Clubhouse with Floor	200203745	1,562 lb (708 kg)
Sensory Clubhouse without Floor	200203744	912 lb (414 kg)
Sensory Clubhouse with Floor	200203743	1,137 lb (516 kg)
Variety Clubhouse without Floor	200203748	927 lb (420 kg)
Variety Clubhouse with Floor	200203747	1,050 lb (476 kg)
Street Scene - Play Area #1	200203751	2,448 lb (1,110 kg)

Street Scenes

Early Childhood

These collections of Early Childhood pieces introduce children to the idea of community by giving them a safe neighborhood at their own level to explore and learn in. Using a natural or primary color palette, these assortments of panels and structures build opportunities for problem-solving, developing communication skills and fostering collaboration.



Street Scene - Play Area #1

- Friendship Globe teaches kids about the world
- Tunnel, bench, and archway help form play narratives
- Features a wide variety of panels including Alex's Lemonade Stand, Animal Crawl Tunnel, and Village Panels
- Sensory Panels include Living Art Panel and Gear Panel
- Includes a Sand and Water Table





Our inclusive Early Childhood play structures make it easy for you to bring play to children of all ability levels in your community! From Unlimited Play Sensory Safety Rails to Together Glider, these designs inspire kids to learn and grow together, helping them to develop skills and friendships that will last the rest of their lives.


Learn more about our certified, inclusive playground designs at LittleTikesCommercial.com/Unlimited-Play.



Unlimited Play® UP24-74050
Ages: 2-5, 15 mo-5 yr CSA Events: 25 Users: 82 Use Zone: 54' 7" x 62' 9" (16.64m x 19.13m) Weight: 12,409 lb (5,628 kg)



Unlimited Play® UP24-74051
Ages: 2-5, 15 mo-5 yr CSA Events: 22 Users: 102 Use Zone: 74' 5" x 72' 10" (22.68m x 22.20m) Weight: 14,286 lb (6,479 kg)



Unlimited Play® UP24-74049
Ages: 2-5, 15 mo-5 yr CSA Events: 20 Users: 112 Use Zone: 63' 3" x 67' 10" (19.28m x 20.67m) Weight: 16,451 lb (7,461 kg)




Platinum




Gold

All of our inclusive designs are rated Platinum or Gold. To learn more about these ratings, see page 56.



NU-Edge® NE23-73437
Ages: 2-5, 15 mo-5 yr CSA Events: 7 Users: 32
Use Zone: 32' 3" x 30' 2" (9.83m x 9.19m) Weight: 3,474 lb (1,576 kg)



Play Builders® PB24-74041
Ages: 2-5, 15 mo-5 yr CSA Events: 22 Users: 75 Use Zone: 36' 5" x 34' 9" (11.10m x 10.59m) Weight: 6,042 lb (2,740 kg)



Play Builders® PB23-73476
Ages: 2-5, 15 mo-5 yr CSA Events: 18 Users: 67 Use Zone: 34' 11" x 42' 3" (10.64m x 12.88m) Weight: 6,850 lb (3,107 kg)



NU-Edge® NE24-74026
Ages: 2-5, 15 mo-5 yr CSA Events: 14 Users: 68 Use Zone: 44' 1" x 39' 2" (13.44m x 11.94m) Weight: 7,977 lb (3,618 kg)



Play Builders® PB24-74042
Ages: 2-5, 15 mo-5 yr CSA Events: 12 Users: 34 Use Zone: 35' 8" x 29' 9" (10.87m x 9.07m) Weight: 5,274 lb (2,392 kg)

Play Structures

Early Childhood



Kid Builders® KBT24-74035
Ages: 2-5, 15 mo-5 yr CSA Events: 17 Users: 71 Use Zone: 50' 3" x 32' 2" (15.32m x 9.80m) Weight: 8,469 lb (3,841 kg)



Kid Builders® KB24-74032
Ages: 2-5, 15 mo-5 yr CSA Events: 12 Users: 51 Use Zone: 39' 5" x 36' 3" (12.01m x 11.05m) Weight: 6,205 lb (2,814 kg)

Play Structures

Early Childhood



Kid Builders® KBT24-74034
Ages: 2-5, 15 mo-5 yr CSA Events: 20 Users: 51 Use Zone: 47' 10" x 37' 1" (14.58m x 11.30m) Weight: 6,254 lb (2,836 kg)



Kid Builders® KBT24-74036
Ages: 2-5, 15 mo-5 yr CSA Events: 14 Users: 55 Use Zone: 43' 7" x 35' 9" (13.28m x 10.90m) Weight: 7,531 lb (3,415 kg)

Sculpture Play

Early Childhood



Frog Climber

Our sculpted play elements are low maintenance, UV-stable, and available in bright colors with charming details! Made out of GFRP (glass fiber reinforced polymer), these elements are lighter in weight than concrete, but are just as durable.



Gator Climber



Bunny Climber



Ladybug Climber



Black Bear Tunnel Climber



Gorilla Tunnel Climber



Pufferfish Tunnel Climber



Tucson Turtle Climber



Tree Log Climber



Log Step Climber



Mushroom Path Stepper



Jungle Rock Climber



Jungle Rock Link



Hammerhead Shark Climber



Ladybug Hill Tunnel Climber



Inchworm Climber



Lumberjack Hollow Tunnel Climber



Whale Climber



Whale Tail Climber



Coral Reef Climber

PRODUCT	ITEM	AGES	CHILD CAPACITY	USE ZONE	WEIGHT
Bunny Climber	LTPP2104M	2-5, 15 mo-5 yr CSA	3	13' 10" x 15' 0" (4.22m x 4.57m)	126 lb (57 kg)
Frog Climber	LTPP2021M	2-12, 18 mo-12 yr CSA	4	16' 2" x 17' 7" (4.93m x 5.36m)	225 lb (102 kg)
Gator Climber	LTPP2017M	2-12, 18 mo-12 yr CSA	5	15' 2" x 20' 8" (4.62m x 6.30m)	109 lb (49 kg)
Inchworm Climber	LTPP2030M	2-12, 18 mo-12 yr CSA	4	13' 8" x 18' 0" (4.17m x 5.49m)	145 lb (66 kg)
Ladybug Climber	LTPP2036M	2-5, 15 mo-5 yr CSA	3	14' 9" x 16' 0" (4.50m x 4.88m)	141 lb (64 kg)
Ladybug Hill Tunnel Climber	LTPP2008M	2-12, 18 mo-12 yr CSA	5	16' 11" x 17' 11" (5.16m x 5.46m)	166 lb (75 kg)
Log Step Climber	LTPP2143M	2-12, 18 mo-12 yr CSA	4	16' 8" x 20' 0" (5.08m x 6.10m)	347 lb (157 kg)
Lumberjack Hollow Tunnel Climber	LTPP2139M	2-12, 18 mo-12 yr CSA	4	15' 10" x 18' 0" (4.83m x 5.49m)	253 lb (115 kg)
Mushroom Path Stepper	LTPP2023M	5-12, 5-12 CSA	3	16' 8" x 19' 0" (5.08m x 5.79m)	250 lb (113 kg)
Tree Log Climber	LTPP2142M	2-12, 18 mo-12 yr CSA	4	14' 3" x 18' 10" (4.34m x 5.74m)	220 lb (100 kg)

PRODUCT	ITEM	AGES	CHILD CAPACITY	USE ZONE	WEIGHT
Black Bear Tunnel Climber	LTPP2154M	2-12, 18 mo-12 yr CSA	4	16' 2" x 19' 2" (4.93m x 5.84m)	367 lb (166 kg)
Blue Butterfly Climber	LTPP2022M	2-12, 18 mo-12 yr CSA	4	18' 1" x 16' 7" (5.51m x 5.05m)	215 lb (98 kg)
Coral Reef Climber	LTPP2037M	2-12, 18 mo-12 yr CSA	5	16' 9" x 23' 0" (5.11m x 7.01m)	427 lb (194 kg)
Gorilla Tunnel Climber	LTPP2182M	2-12, 18 mo-12 yr CSA	4	16' 3" x 15' 10" (4.95m x 4.83m)	288 lb (131 kg)
Hammerhead Shark Climber	LTPP2138M	2-12, 18 mo-12 yr CSA	4	18' 0" x 18' 10" (5.49m x 5.74m)	248 lb (112 kg)
Jungle Rock Climber	LTPP2134M	2-12, 18 mo-12 yr CSA	5	16' 9" x 23' 0" (5.11m x 7.01m)	544 lb (247 kg)
Jungle Rock Link	LTPP2018M	2-12, 18 mo-12 yr CSA	4	16' 9" x 20' 4" (5.11m x 6.20m)	403 lb (183 kg)
Pufferfish Tunnel Climber	LTPP2443M	2-12, 18 mo-12 yr CSA	4	15' 10" x 18' 6" (4.83m x 5.64m)	238 lb (108 kg)
Tucson Turtle Climber	LTPP2020M	2-12, 18 mo-12 yr CSA	4	16' 7" x 18' 1" (5.05m x 5.51m)	210 lb (95 kg)
Whale Climber	LTPP2121M	2-12, 18 mo-12 yr CSA	4	17' 3" x 20' 11" (5.26m x 6.38m)	359 lb (163 kg)
Whale Tail Climber	LTPP2026M	2-12, 18 mo-12 yr CSA	3	17' 0" x 19' 0" (5.18m x 5.79m)	251 lb (114 kg)

All play equipment must be installed over an appropriate impact absorbing surface that complies with ASTM or CSA standards.

Pretend Play

Early Childhood



Game Table with Seats



Triple Hoop



Floating Balance Beam



Sand and Water Table



Play Table



Drama Village

PRODUCT	ITEM	AGES	CHILD CAPACITY	USE ZONE	WEIGHT
Floating Balance Beam	200047433	2-12, 18 mo-12 yr CSA	2	14' 0" x 21' 0" (4.27m x 6.40m)	116 lb (53 kg)
Drama Village	200202196	2-12, 18 mo-12 yr CSA	10	19' 0" x 25' 0" (5.79m x 7.62m)	1,225 lb (556 kg)
Game Table with Seats	200202305	2-12, 18 mo-12 yr CSA	4	0' 0" x 0' 0" (0.00m x 0.00m)	42 lb (19 kg)
Play Table	200093380	2-12, 18 mo-12 yr CSA	1	0' 0" x 0' 0" (0.00m x 0.00m)	65 lb (30 kg)
Sand and Water Table	200097740	2-12, 18 mo-12 yr CSA	2	0' 0" x 0' 0" (0.00m x 0.00m)	71 lb (32 kg)
Triple Hoop	200200260	2-12, 18 mo-12 yr CSA	4	0' 0" x 0' 0" (0.00m x 0.00m)	105 lb (48 kg)

Pretend Play

Early Childhood



Harry the Hippo



Calvin the Caterpillar



Dinosaur



Frog



Triceratops



Dragon Challenge



Gator Walk

PRODUCT	ITEM	AGES	CHILD CAPACITY	USE ZONE	WEIGHT
Calvin the Caterpillar	200200171	5-12, 5-12 CSA	1	16' 0" x 19' 0" (4.88m x 5.79m)	115 lb (52 kg)
Dinosaur	200023370	2-12, 18 mo-12 yr CSA	1	16' 0" x 18' 0" (4.88m x 5.49m)	61 lb (28 kg)
Dragon Challenge	200200246	5-12, 5-12 CSA	7	16' 0" x 47' 0" (4.88m x 14.32m)	400 lb (181 kg)
Frog	200043070	2-12, 18 mo-12 yr CSA	1	16' 0" x 15' 0" (4.88m x 4.57m)	67 lb (30 kg)
Gator Walk	200074145	2-12, 18 mo-12 yr CSA	1	14' 0" x 17' 0" (4.27m x 5.18m)	56 lb (25 kg)
Harry the Hippo	200200177	2-12, 18 mo-12 yr CSA	1	19' 0" x 17' 0" (5.79m x 5.18m)	145 lb (66 kg)
Triceratops	200042281	2-12, 18 mo-12 yr CSA	1	17' 0" x 16' 0" (5.18m x 4.88m)	71 lb (32 kg)



Clever Climbers - Cut Loose!
• 10 activities, 1 slide, 1 transfer station



Clever Climbers - All In!
• 11 activities, 2 slides, 1 transfer station



Clever Climbers - Jump Start!
• 9 activities, 1 slide, 1 transfer station

Available Color Palettes:



These ready-to-go play structures are built just for toddlers, with interactive, social, and physical play activities. Clever Climbers are designed for easy installation, with telescoping footing to accommodate safety surfacing. All structures are compliant with CPSC, ASTM F1487, ADA, and CSA-Z614.

PRODUCT	ITEM	AGES	CHILD CAPACITY	USE ZONE	WEIGHT
Clever Climbers - All In!	200201328	2-5, 15 mo-5 yr CSA	25	28' 0" x 27' 0" (8.53m x 8.23m)	1,500 lb (680 kg)
Clever Climbers - Cut Loose!	200201329	2-5, 15 mo-5 yr CSA	25	29' 0" x 26' 0" (8.84m x 7.92m)	1,200 lb (544 kg)
Clever Climbers - Jump Start!	200201330	2-5, 15 mo-5 yr CSA	15	23' 0" x 22' 0" (7.01m x 6.71m)	900 lb (408 kg)



Product may vary from image shown.



Tot Tree
• Developmentally appropriate activities enhance social, cognitive, and motor skills
• Tough commercial quality
• Simple installation
• Easy to clean

PRODUCT	ITEM	AGES	CHILD CAPACITY	USE ZONE	WEIGHT
Tot Tree	200088461	6-23 mo 2-5 yrs, 18 mo-5 yr CSA	4	21' 0" x 19' 0" (6.40m x 5.79m)	435 lb (197 kg)

Components

- 114** NU-Edge® Birch Collection
- 115** NU-Edge® Climbers
- 118** Climbers
- 126** Slides
- 129** Tunnels
- 130** Bridges
- 132** Motion Play
- 133** Activity Panels
- 142** Themed Play
- 146** Overheads
- 149** Accessories
- 150** Roofs
- 153** Post Players
- 154** Integrated Shade
- 155** NRG Builders®
- 156** NRG Kinetics™
- 158** NRG Freestyle



NU-Edge® Birch Collection

Components



NU-Edge® Birch Climber

N K P

- Branch design inspires play narratives
- Leaf-shaped hand and footholds
- Available in heights of 48", 64", 72", and 96"

NU-Edge® Birch Counter Panel

N K P

- Counter fuels real-world play scenarios
- Decorative leaf details
- Accessible window height

NU-Edge® Birch Barrier

N K P

- Perforated construction provides visibility
- Offers backdrop for imaginative play
- Safely and aesthetically contains play space



NU-Edge® Birch Tree Canopy

N K P

- Leaf-shaped cutouts
- Disperses sunlight to inspire wonder
- Adds natural touch to any playground



NU-Edge® Birch Transfer Station

N K P

- Provides access to the structure
- Simple step design for easy climbing
- Railings for balance and support



NU-Edge® Birch Arch Bridge

N K P

- Aesthetic barriers located on both sides
- Charmingly arched design
- Available in 8' and 4' lengths



The NU-Edge® Birch Collection can help you create a themed structure that nurtures kids' instinct to explore by introducing elements inspired by both urban and natural aesthetics.

[Learn more about our themed play structures on page 70!](#)

NU-Edge® Climbers

Components



Look for this symbol to find our Little Tikes Commercial exclusive Naturtek® products. Learn more on page 44.



NU-Edge® Clubhouse

N K

- Elevated climbing challenges
- Ground-level cognitive and sensory stimulation, including built-in scavenger hunt game
- Mixed materials for "kid-built" aesthetic
- Connects to two 56" decks



NU-Edge® Plank Climb

N K

- Available in Deck-to-Deck 64" and 72" or Ground-to-Deck 64" and 72"



NU-Edge® X Climber

N K



NU-Edge® Tree Climb with Treehouse Panel

N K P

NU-Edge® Double Wall Climber

N K

- Connects to 48", 56", or 64" decks



NU-Edge® Lumberjack Climber

N K

- Available in 64" and 72" heights



NU-Edge® Culvert Climber

N K P

- Connects to 24", 32", 40", or 48" decks
- Available as an Independent Event



NU-Edge® Trail Climber

N K P


- Connects to 48", 56", 64", or 72" decks



NU-Edge® Rope Scramble

N K

- Asymmetric, dynamic rope climber for physical challenge
- Faux wood and translucent shade for edgy, playful aesthetic
- Connects to 56" or 64" deck



NU-Edge® Influx Climber
 N K P



NU-Edge® Fun Rock - Medium
 N K P
 • Also available as an Independent Event



NU-Edge® Fun Rock - Large
 N K
 • Also available as an Independent Event



NU-Edge® Stacked Timber Wall
 N K
 • Also available as an Independent Event



NU-Edge® Tri-Rock
 N K P



NU-Edge® Rock Challenge Wall
 N K G P



NU-Edge® Diamond Climb
 N K P



NU-Edge® Arched Log Climber
 N K P



NU-Edge® Tree Stump Climber
 N K P
 • Available in 1, 2, or 3 stumps
 • Pine available in short
 • Birch available in medium and tall



NU-Edge® Plank Bridge Climber
 N K P
 • Available in deck heights from 16" to 48"



NU-Edge® Log Slice Climber
 N K P



NU-Edge® GSX with Kid Builder Link
 N K
 • Available as an Independent Event
 • Connect to existing structure
 • Add the challenge of crisscrossing rope elements
 • Increase the fun with hangout spots, balancing rope elements, and steel and rope climbing events



NU-Edge® Trellix - Linkable
 K
 • Compatible with Kid Builders®
 • Available as an Independent Event
 • Expands play opportunities for existing structures



Climbers

Components



Tandem Net - Double N K

- Provides a fun, non-linear way to move between decks
- Maximum 4' deck height
- Available as Single or Double



Tandem Net - Single N K

- Provides a fun, non-linear way to move between decks
- Maximum 4' deck height
- Available as Single or Double



Silo Scramble with Single Enclosure N K

- Steel silo inside of a rope silo
- Provides a social hangout spot and a variety of play paths
- Available with Single or Double Enclosure
- Available as an Independent Event



Rope Tower N K

- Available in pentagon and quad for deck mount as well as freestanding



Octopus Climber N K P




Straight Rope Climbing Wall N K



Curved Climbing Wall N K

- Deck accessed
- Also available as an Independent Event



Crazy Curtain N K

- Zigzag nets offer a unique environment to traverse and safe transfer to a deck
- Provides opportunities for imaginative play
- Links 2 decks between 6' and 8'
- Spacing between decks is 8'
- Explore a variety of play paths between decks



Stax Summit Climber N K P

- Choose up to 3 colors
- Connects to a 96" deck height
- Available as an Independent Event

Add an exciting climbing experience to your play space with Stax! They're versatile components that add a fun, challenging element to any playground design. Stax feature contrasting colors to enhance imaginative play and have details in the rotomolded plastic to enhance grip. They're configurable for multiple age groups and can stand alone or connect to other structures in our PlayStax®, Play Builders®, Kid Builders®, and NU-Edge® systems.



Stax Extension Bridge Climber N K P

- Create climbing patterns between decks with a 36" height difference
- Choose from a variety of color options
- Available in ground-to-deck or deck-to-ground paths



Stax Solo Step N K P

- Accommodates 12" – 24" deck heights
- Variety of color options available
- Cutouts create additional footholds
- Available with a handle for assistance
- Available as an Independent Event



Stax Solo Step w/ Handles N K P

- Accommodates 12" – 24" deck heights
- Variety of color options available
- Cutouts create additional footholds
- Available with a handle for assistance
- Available as an Independent Event



Stax Quad Climber N K P

- Connects to decks with 48", 56", or 64" height
- Variety of color options available
- Cutouts offer challenging dynamic climbing experience

Climbers

Components



Infinity Deck to Deck Link N K P

Infinity Double Flex Climber N K P



Infinity Boomerang N K P

Infinity Single Flex Climber N K P

Infinity High Climb N K P



Infinity Ground-to-Deck Climber N K P



Infinity Axis N K P



Infinity Wings Climber N K P



Pedal Twist N K
• Simple, clean structure
• Experience the thrill of being up high
• Connects to 8' deck

Pedal Pod Loop N K

Pedal Pod Climber N K P
Pommel Climber N K P
• Also available with two posts



Vertical Pedal Pod Climber N K G P

Hula Loop N K

4 x 4 Climber N K P



Accordion Climber N K P



Spiral Climber N K P



Side Step Climber N K P
• Available in deck-to-deck, deck-to-freestanding, and freestanding



Cylinder Climber K



Crazy Straw Climber K



Switchback Climber K



Fire Escape Ladder N K



Rung Ladder N K P



Bumpy Climber N K P
• Available in ground-to-deck (shown) or deck-to-deck



Loop Climber K P



Fan Climber K G P



Sliding Pole K P



Seven Stone Climber N K P



Stone Climber N K P



Arch Chain Climber N K P



Silo Climber K G P



Curly Climber N K P



Wavy Rung Climber K G P



Snake Pole K G P



Chain Net Climber N K P
• Shown with safety loops



Ladder Panel N K P



Step Ladder N K P

Climbers
Components



Deck-to-Deck Incline Climber • Also available in 48"



Sagging Climber



Wishbone Climber • Available in 6' and 12' lengths



Rocky Rambler Cliff Climb



Tilted Rock Challenge



3-D Rock Challenge

Climbers
Components



Tikes Peak Climber • Realistic ledges offer varied hand and footholds
• Hangout spot featured inside
• Available with a mountain, lava, or snow-themed roof

Shown with custom shade.



Jungle Climber



Step Deck • Also available as a two step deck



Center Deck Access • Available in 72", 80", and 88" heights



Stairs • Available in 24" and 36" heights



Transfer Station



Transfer Station



Deck to Deck Steps



Triple Entry Quantum II Slide N K



Quantum II Slide N K P



Quantum II Spiral Slide N K P



Double Entry Quantum II Slide N K P



Sialom Slide N K
• Grooved texture gives a unique sensory and sliding experience



Roller Slide N K
• 48", 64", 72" options available



Hillside Slide deck and rails N K
• Contact your local representative for slide compatibility



Morphous Slide X N K S P



Hypersonic Slide N K P



Colossus Slide N K P



Straight Tunnel Slide X N K S P



Curved Slide N K M



Double Wide Slide N K P

Slides
Components



Spiral Tunnel Slide N K P



Wave Slide N K P



360° Spiral Slide N K P



Elbow Tunnel Slide N K P



Elbow Slide N K P



Toddler Slide N K P
• Also available: Double Wide Toddler Slide



Stainless Steel Single Slide N K P



Stainless Steel Double Wide Slide N K P


Tunnels
Components



Animal Crawl Tunnel N K P



Incline Crawl Tunnel N K P




90° Crawl Tunnel N K P




Steel Crawl Tunnel N K



Straight Crawl Tunnel N K P



90° Extended Crawl Tunnel N K P



Double Crawl Tunnel K P



"S" Crawl Tunnel N K P



Bridges

Components



Unlimited Play® 6' Visual Sensory Safety Rails with Ramp

- Transparent shapes, themed graphics, chimes
- Sensory play events to develop cognitive and communication skills
- Extra wide ramp
- Available in 6', 8', and 12' lengths
- Compatible with Kid Builders®

Unlimited Play® 6' Tactile Sensory Safety Rails with Ramp

- Ringing chimes, colorful marbles, spinning rollers
- Sensory play events to develop cognitive and physical skills
- Extra wide ramp
- Available in 6', 8', and 12' lengths
- Compatible with Kid Builders®



Unlimited Play® 8' Visual and Tactile Sensory Safety Rails with Ramp

- Visual, tactile, and auditory activities
- Sensory play events to develop all-around skills
- Extra wide ramp
- Available in 6', 8', and 12' lengths
- Compatible with Kid Builders®



Hoop-La® Bridge Climber

- Available in deck heights from 8" to 64"



Crazy Hoop-La® Bridge Climber

- Available in deck heights from 8" to 64"



Stax Extension Bridge Climber

- Create climbing patterns between decks with a 36" height difference
- Choose from a variety of color options
- Available in ground-to-deck or deck-to-ground paths



Burmese Bridge Climber

- Available in deck heights from 16" to 24"



Cargo Bridge Climber

- Available in deck heights from 16" to 24"



Cosmic Catwalk

- Available in 24" and 36" heights



Accessible Bridge

- Available in 24" and 36" heights



8' Arch Bridge with Safety Rails

- Also available in 4'
- Available in deck heights from 24" to 88"
- Available with guard rails, in deck heights from 24" to 48"



Floating Stones

- Stones float 15" above the ground



90° Bridge

- Available in 24" and 36" heights



"S" Bridge

- Available in deck heights from 24" to 96"



Clatter Bridge with Guard Rails

- Available in deck heights 48" for 5-12 with guard rails and 30" for 2-5 deck heights to 96" with safety rails



Tri-Bridge

- Available in deck heights from 24" to 96"



Cat Walk

- Available in deck heights from 24" to 96"

Bridges

Components



Track Ride **N K P**
• Available in 6', 8', 12', and 20' Straight, or in 20' Curved



Log Roll **N K** Spinfinité Sitting **N K**



Spinfinité Standing **N K P**



Unlimited Play® Communication Board
• Features descriptive words and images
• Builds communication skills
• Double-sided option with UP Inclusive Board available



Unlimited Play® Inclusive Board
• Features elements and benefits of play
• Facilitates sensory, physical, cognitive, and social skill development
• Double-sided option with UP Communication Board available



Disco Party Panel **N K P**
• Compatible with NU-Edge®, Kid Builders®, and Play Builders® products
• Also available as a Reach Panel style



Living Art Panel **N K P**
• Experience art using sight, hearing, and touch
• Available as Post Mount, Deck Mount, or Reach Panel style

All panels are available in Reach style, featuring shortened length for easier access.



Silly Face Panel **N K P**
• Identify animals and build recognition skills
• Available as Post Mount, Deck Mount, or Reach Panel style



Simon Says Panel **N K P**
• Spin the wheel to discover what Simon Says
• Features inclusive characters and activities
• Available as a Post Mount, Deck Mount, or Reach Panel style



Scrambled Scales Panel **N K P**
• Compatible with NU-Edge®, Kid Builders®, and Play Builders® products
• Also available as a Post Mount or Reach Panel style

Activity Panels

Components



Magical Music Insert N K P

- Make your own music, or listen to preset songs by touching each button



Very Buried Insert N K P

- Rotate the sphere to shift the pebbles and reveal buried objects



Hypnotize Insert N K P

- Spin the outer ring and watch the resulting dizzying illusion



Funhouse Insert N K P

- Rotate the mirror mosaic to alter the reflection of you and the world



Four-the-Win Insert N K P

- Slide the caps and try to match four in a row to win



Slide & Solve Insert N K P

- Slide the tiles vertically and horizontally to solve the puzzle



A-maze-ing Insert N K P

- Turn the outer ring to direct the metal ball into the center



Braille Panel N K G P

- Alphabet/number panel with clock (shown above) or object back options



Alex's Lemonade Stand N K P

- Little Tikes Commercial makes a donation to Alex's Lemonade Stand, a nonprofit dedicated to fighting childhood cancer, for every panel purchased
- Now available in all paint colors



NU-Edge® Recycled Treehouse Window Panel N K P



NU-Edge® Recycled Treehouse Entry Panel N K P



NU-Edge® Recycled Treehouse Safety Panel N K G P



Butterfly

Steel Laser Panels K G

Transform your playground into an adventure with our steel laser panels! Choose from a wide variety or have your own custom designed to fit your theme. Kid Builders® available with matching steel post toppers.



Butterfly



Dragonfly



Pitcher



Spider



Mountain Climber



Pirate



Pirate Ship



Running Back



Baseball Diamond



Match the Trucks



Picture Communication Symbol Panel N K G P

- Inclusive feature helps people with speech/language disabilities
- Choose 6 of an available 22 symbols
- Developed in conjunction with Mayer-Johnson
- Also available as a Double Sided Routed Panel with Sign Language



Sign Language Panel N K G P



Crawl Panel N K P



Steel Crawl Panel N K




Monkey Lean Out Panel N K G P

Activity Panels

Components

Activity Panels

Components



Tic-Tac-Toe Panel N K G P
• Also available in steel



Math Panel N K G P



Animal Panel N K G P



Fun with Words Panel N K G P



Alphabet Panel N K G P



Finger Maze Panel N K G P



Moo Match Panel N K G P



Theater Panel N K P



Telescope Panel N K G P
• Telescope Reach Panel also available



Dual Steering Panel N K
• Front and back sides shown



Electronic Animal Panel K P



Swinging Monkeys Panel N K G P



Safety Panel with Plastic Steering Wheel K G P



Steel Driving Panel N K P




Parachute Panel N K G



Steel Abacus Panel N K P



Steel Counter and Valance N K
• Also available in Plain, General Store, and Lemonade Stand
• Also available without valance



Abacus Panel N K P



Gear Panel N K G P
• Also available in Reach Panel style



Lattice Panel N K G P



Bongo Panel N K P



Window Panel N K G P



Bubble Mirror Panel N K G P



Abacus Reach Panel N



Vehicle Reach Panel N K G P



Bubble Panel N K G P



Mirror Panel N K G P

Activity Panels

Components

Activity Panels

Components

Weather Station®

Components



Piano Panel N K G P



Melody Maker Panel N K G P



Melody Maker Reach Panel N K P



Beat Blocks N K P



Seat Panel N K



Door Panel N K P



Counter Panel N K



Steel Seat Panel K



Steel Dual Seat Panel K



Find-the-Dino Panel N K G P
• Also available in Find-the-Faces theme



Boingo N K P



Hang Out Seats N K P



Seven-Station Play Factory N K P



Periscope Panel N K P



WeatherStation® K P

WeatherStation® play panels offer eight interactive, weather-related activities that teach math, science, social studies, and language concepts. Encourage social, emotional, cognitive, and physical development in your community. Purchase panels as an independent three-panel structure, or contact your local representative to add select options to your Kid Builders® or Play Builders® Systems.

INDEPENDENT THREE-PANEL CONFIGURATIONS:

Sunny Days

- Thermometer, Weather Cycle, and Matching Memory Game

Cloudy Days

- Thermometer, Weather Cycle, and Weather Game

Rainy Days

- Forecast the Weather, Matching Memory Game, and Weather Game

Snowy Days

- Forecast the Weather, Forecast the Temperature, and Heat Index & Wind Chill

Windy Days

- Forecast the Temperature, Weather Cycle, and Heat Index & Wind Chill



Thermometer Panel

- Look at the real thermometer, then spin the dial to match the temperature and reveal the corresponding image



Weather Cycle N K

- Turn the dial to reveal the stages of the weather cycle



Forecast the Weather N K

- Use the dial to reveal images that correspond to the conditions



Forecast the Temperature N K

- Use the dial to predict the temperature range based on the previous day



What to Wear N K P

- Spin to change the characters' clothing for the appropriate weather conditions



Matching Memory Game N K P

- Slide the tab to locate and match weather images



Heat Index & Wind Chill N K

- Spin the dials to change the temperature
- Add temperature to humidity or wind speed to reveal the heat index/wind chill



Weather Game N K P

- Spin the dial, then move to the next space with that image
- The first person to make it home wins

Activity Panels

Components

Kid Village



Village Counter Panel P

Village Seat Panel P



Village Sandbox Border Panel P

Village Picket Fence Panel P

Village Window Panel P

• Also available with Lexan window inserts

Village Activity Panel P

• Available in: Tic-Tac-Toe, Math, Fun with Words, Spelling, and Animal (shown)

Village Door Panel P

Enclosures



Wire Mesh Entry Panel K

Wire Mesh Offset Enclosure N K

Wire Mesh Panel N K



PlayStax® structure at Mt. Zion Church in Golden, Colorado shown with original style at 3 levels.

PlayStax® is inspired by kid-built playgrounds from the past while meeting the safety standards of today! With modular design, these climbers can be stacked up to 3 levels high. Both original and mesh styles are available. A variety of rooms to choose from allow for further personalization.



PlayStax® Central Stackable Climber shown in Mesh.



PlayStax® Mission Control X N K

PlayStax® Observatory X N K

PlayStax® Kitchen X N K



PlayStax® Game Room X N K



PlayStax® Garage X N K



PlayStax® Down on the Farm X N K

Themed Play

Components

Fire Truck Theme



Fire Truck Cap Assembly K Pumper Panel Assembly K Tire Panel Assembly K Pumper Panel with Bell K

Themed Play

Components

Barn Theme



Mesh Roof with Barn Gable K



Barn Panel K

Train Theme



Smoke Stack K



Cattle Guard K



Gear Panel K



Tool Box K




Fender Wheel K

Themed Play

Components

Castle Theme



Castle Window Panel K



Castle Battlement K



Castle Arch Panel (with Battlement) K



Castle Safety Panel K



Castle Safety Panel (with Battlement) K

Frontier Theme



Frontier Window Panel K



Stockade Panel K



Rustic Entry Panel K



Frontier Safety Panel K



Corral Panel K

Themed Play

Components

Tropical Theme



Bamboo Panel K



Tropical Thatch Roof K



Palm Tree Roof K P

Ship Theme



Ship Hull Panel K



Ship Spindle K



Ship Bow K



Ship Sail K



Ship Wheel K



Ship Flag and Mast K



Ship Window Panel K



Straight Challenge Ladder N K P
• Available in 6' and 8'



“Z” Challenge Ladder N K P
• Also available in extended versions



“C” Challenge Ladder N K
• Also available in extended versions



Circle Challenge Ladder N K P



Bowed Challenge Ladder N K P
• Available in 6' and 8'




“S” Challenge Ladder N K P
• Also available in extended versions



Single Fun Wheel N K P



360° Overhead Ladder N K



8' Combo Overhead N K P



Fun Wheels N K P



90° Fun Wheels N K P



Double Ring Trek N K



Loop Challenge Ladder N K M



Ring Challenge Ladder N K P

Overheads

Components



Snake Challenge Ladder N K



Roundabout Overhead N K P



Ring Trek N K P



Wavy Challenge Ladder N K P



Trapeze Challenge Ladder N K P



Truss Overhead Ladder N K P



Overhead N K



Therapeutic Rings N K P

Accessories

Components



Telescope N K P

- Gives a "kaleidoscope" view
- Rotates 360°



Talk Tube N K P

- Megaphone shape captures and amplifies sound emissions
- Available in ground level and elevated versions



Colored Kick Plates with Faces N K P

- Inclusive design provides color breaks on playground for visually impaired children. Laser-cut faces add playful element



Steering Wheel N K P

- Available in plastic or aluminum
- Choose from post mount, rail mount, or panel mount



Turning/Chinning Bar N K P

- Ground level event gives kids a place to exercise their upper body



Leg Lift Loop K P M

- Accessible ground level event gives kids a place to exercise their cores

Ramps



Wide Accessible Ramps N K



Ramps N K P

- Deck Heights available from ground to 96"



Curved Roof N K P
• Also available in all steel



Single Beam Roof N K P
• Also available in all steel



Double Beam Roof N K P
• Also available in all steel



Quad Roof N K P
• Available with flag



Full Slate Wedge Roof N K P



Plastic Arch N K P
• Steel version available for Kid Builders*



Arch Roof N K P
• Add-ons available



Square Roof N K P



Extended Hex Roof N K
• Available in 1, 2, or 3 extensions



Hex Roof N K



Bus Stop Roof N K
• Add-ons available



Steel Mesh Arch Roof N K
• Add-ons available



Swoosh Roof N K



Steel Hex Roof N K P



Steel Mesh Hex Roof N K P



Steel Mesh Square Roof N K



Leaf Roof - 2 Pieces Assembled N K P



Full Noodle Roof N K
• Available in Single, Double, and Half



Tropical Thatch Roof K




Gelefish® Roof K G

Roofs and Post Toppers

Components

Post Players

Components



PlayStax® Roof X



Diamond Roof Double Post N K
• Steel panel
• Available in Double and Bent post options

Post Toppers

Accent your play structures with these playful Post Toppers and ensure a cohesive, nature-inspired theme throughout your playground!



Cattails Topper



NU-Edge® Birch Tree Canopy N K P
• Leaf-shaped cutouts
• Disperses sunlight to inspire wonder
• Adds natural touch to any playground



Palm Tree Roof K P



3D Tree Post Topper N K P



Butterfly Post Topper N K P



Flower Post Topper N K P



Leaf Post Topper N K P

Post Players

With Post Players, posts become more than just a structural necessity—they turn into a beacon for imaginative play! Experience greater fun and inspire wonder in every corner of your play space by incorporating these playful new additions into your design.




Double Bells N K P
• 2 bells
• Easy-to-move sliders
• Inspires pretend and sensory play
• Compatible with Kid Builders® and Play Builders®



Double Chimes N K P
• 2 chimes
• Brightly colored switches
• Inspires pretend and sensory play
• Compatible with Kid Builders® and Play Builders®



Maracas N K P
• Produces rattling sound
• Easy-to-spin design
• Inspires pretend and sensory play
• Compatible with Kid Builders® and Play Builders®



Tongue Drum N K P
• Produces multiple notes
• Encourages teamwork
• Inspires pretend and sensory play
• Compatible with Kid Builders® and Play Builders®



Melody Wheel N K P
• Produces charming melody
• Easy-to-spin wheel
• Inspires pretend and sensory play
• Compatible with Kid Builders® and Play Builders®

Integrated Shade

Components

Shade helps protect everyone from harmful UV rays, while offering kids a great place to cool off during those hot summer months. Shade can also extend the life of your playground, protecting the surfaces and equipment. Our array of color and fabric choices allows you to customize shades to fit your community's functional and aesthetic needs.



Pyramid Topper

K P



Sail Topper

K P



Umbrella Topper

K P



Hexagon Topper



K P

Shade Fabric Colors

 Navy Blue Shade %: 90 UV %: 94	 Royal Blue Shade %: 86 UV %: 94	 Laguna Blue Shade %: 91 UV %: 96	 Turquoise Shade %: 83 UV %: 92	 Rainforest Shade %: 89 UV %: 96	 Olive Shade %: 89 UV %: 95	 Zesty Lime Shade %: 84 UV %: 92	 Chocolate Shade %: 92 UV %: 93	 Cinnamon Shade %: 92 UV %: 94
 Arizona Shade %: 84 UV %: 92	 Desert Sand Shade %: 80 UV %: 92	 Terracotta Shade %: 84 UV %: 90	 Red Shade %: 75.3 UV %: 89.3	 Sunflower Yellow Shade %: 70 UV %: 94	 Electric Purple Shade %: 83 UV %: 91	 White Shade %: 57 UV %: 86	 Silver Shade %: 88 UV %: 93	 Black Shade %: 95 UV %: 96

Shade Fire Retardant Fabric Colors

Rated the best fire retardant shade fabrics in the industry and they tolerate exposure to harsh and extreme outdoor elements. These fabrics also conform to and exceed California's State Fire Marshall Flame-RETARDENCY Test and the NFPA701 Standard Methods of Fire tests for Flame Propagation.

 Blue Shade %: 80 UV %: 85	 Green Shade %: 80 UV %: 85	 Yellow Shade %: 80 UV %: 89	 Terracotta Shade %: 75 UV %: 82	 Desert Sand Shade %: 80 UV %: 92	 Silver Shade %: 80 UV %: 81
--	---	--	--	---	--

NRG Builders®

Components



Quantum II Slide



Taco Climb

- Rope challenge



Ocean Surge

- Climber with steps that alternate sides



Agility Pods

- "Floating" stones on moving poles
- Also available with N-R-G Freestyle Connection



Perch Alley

- Moving linking event will challenge kids to move through, under, and around the hanging arches



Fun Wheel

- Spinning overhead wheels



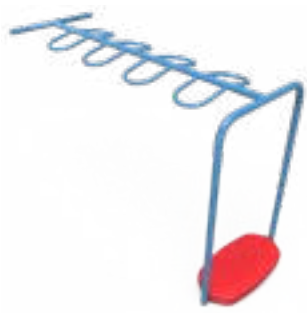
Ring Trek

- Overhead moving rings



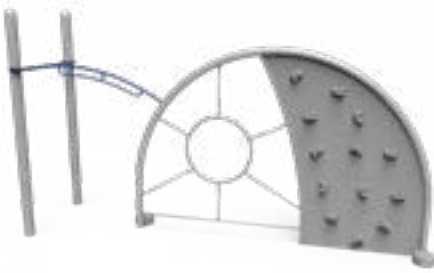
Rung Overhead

- Overhead stationary rungs wide enough to grip with both hands



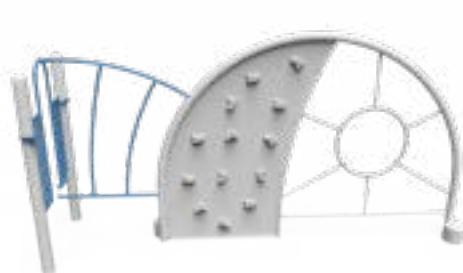
Loop Challenge

- Overhead stationary loop event develops upper body strength and coordination



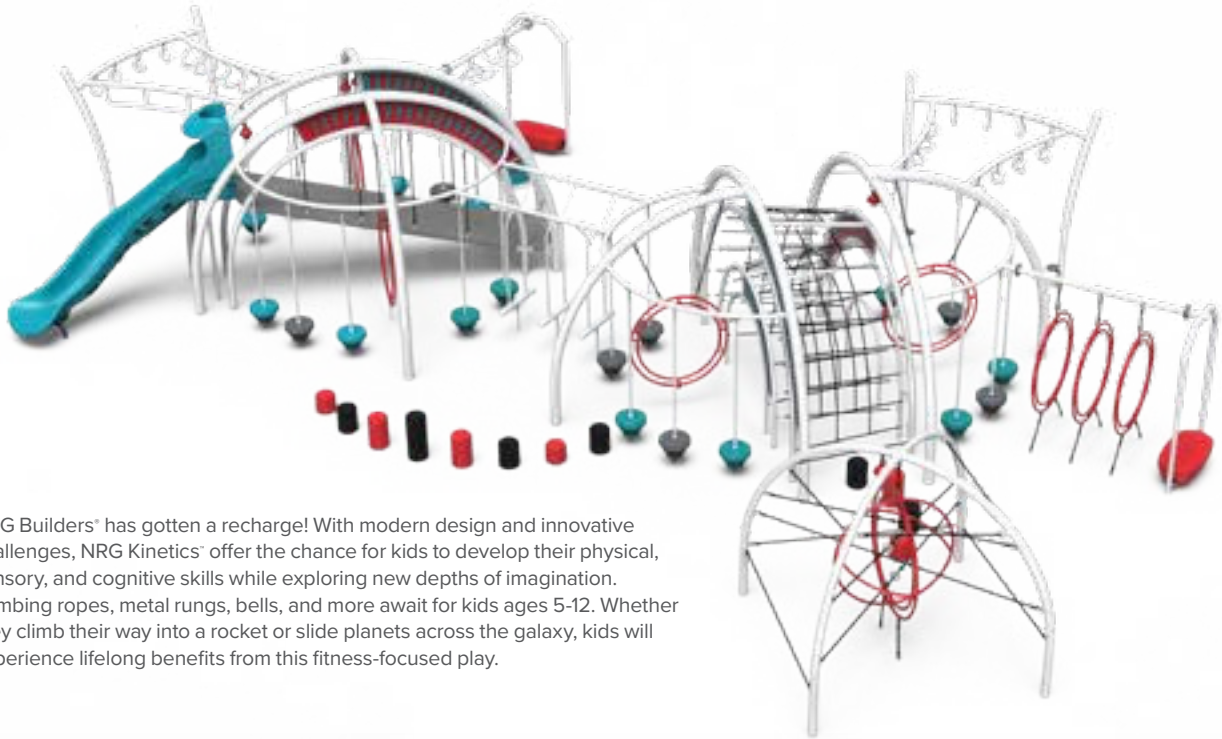
Overhead Link (KB to NRG)

- Stationary overhead bars to connect N-R-G and Kid Builders®



Arched Link (KB to NRG)

- Simple link climber to connect N-R-G and Kid Builders®, perfect for smaller sites

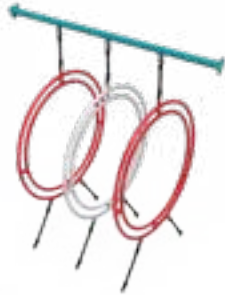


NRG Builders® has gotten a recharge! With modern design and innovative challenges, NRG Kinetics® offer the chance for kids to develop their physical, sensory, and cognitive skills while exploring new depths of imagination. Climbing ropes, metal rungs, bells, and more await for kids ages 5-12. Whether they climb their way into a rocket or slide planets across the galaxy, kids will experience lifelong benefits from this fitness-focused play.



NRG Kinetics® Web Wall

- 2 play events
- Circular steps
- Heavy-duty construction
- Develops balance
- Increases coordination



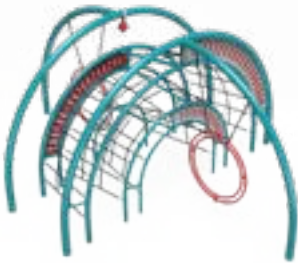
NRG Kinetics® Ring Challenge

- 2 play events
- Line-up or standalone
- Double ring
- Rope suspension
- Builds balance and strength



NRG Kinetics® 5" Post Bell Challenge

- 1 play event
- Sensory activity
- Inclusive design
- Versatile
- Also available in 3.5"



NRG Kinetics® Net Challenge Hub

- 4 play events
- Bell incorporated
- Grid-pattern climbing ropes
- Three Levels
- Curved, dome-like design



NRG Kinetics® Slide and Climb Challenge Hub

- 4 play events
- Develops proprioception
- Inclined ramp
- Bell incorporated



NRG Kinetics® Double Ring Hub

- 2 play events
- Grid-patterned climbing nets
- Symmetric design



NRG Kinetics® Triple Ring Hub

- 2 play events
- Grid-patterned climbing nets
- Varied climbing paths



NRG Kinetics® Quad Ring Hub

- 2 play events
- Grid-patterned climbing nets
- Sequential rings for imaginative play



NRG Kinetics® Laser Challenge Hub

- 4 play events
- Slidable beads
- Crisscrossing ropes
- Sensory bell
- Metal rungs



NRG Kinetics® Inline with Rings and Rungs



NRG Kinetics® Overhead Rings and Rungs



NRG Kinetics® Inline with Rings



NRG Kinetics® Overhead Ring Trek



Compatible with post and platform structures, our NRG Kinetics® are the perfect choices for phased installations.



Freestyle Ring Trek

- Moving overhead rings



Loop Rai

- Stationary horizontal overhead loops



Inline Rail

- Stationary vertical overhead loops



Sidestep Infinity

- Traverse from the ground to the next event



Hoop-La® Traverse

- Moving, side-by-side Hoop-Las



Solo Pod

- Elevated platform used as a starting and ending point for all rail components
- Also available in Double Solo Pod



Vertical Net

- Gently moving rope climber



Hub

- Upright posts with platform and handholds for traversing and connecting multiple play events
- Available in 2 and 3 handholds



Floating Pommel

- Gently moving upright poles with climbing platforms



Versa-Climb®



Sidestep Infinity Spoke

- Traverse from the ground to the next event



Fun Wheel

- Moving overhead wheels



Hoop-La® Alley



Stacked Timber Wal

- Available in single or double connection



Independent Events

- 162 NU-Edge® Climbers
- 164 Rope Climbers
- 168 Stax™
- 169 Infinity® Climbers
- 170 Climbers
- 173 NRG Builders® Climbers
- 174 Swings
- 177 Concerto™
- 178 Unlimited Play®
- 179 Motion Play
- 182 Spring Riders
- 184 ZoomTwist
- 185 Slides



NU-Edge® Trellix

- Eye-catching 23' height
- 14' tunnel slide and 8' ADA-approved slide
- Abundance of climbing challenges
- Ground-level play opportunities
- Themed lookouts and hangout spots



Double Stacked Timber Climb with Net



NU-Edge® Fun Rock - Small

- Crafted using Naturtek®; an exclusive, highly durable material that imitates the look and feel of natural elements



NU-Edge® Fun Rock - Medium

- Crafted using Naturtek®; an exclusive, highly durable material that imitates the look and feel of natural elements



NU-Edge® Fun Rock - Large

- Crafted using Naturtek®; an exclusive, highly durable material that imitates the look and feel of natural elements



Look for this symbol to find our Little Tikes Commercial exclusive Naturtek® products. Learn more on page 44.



Stacked Timber Climb



Stacked Timber Balance Beam



NU-Edge® Crawl Log

- Crafted using Naturtek®; an exclusive, highly durable material that imitates the look and feel of natural elements



NU-Edge® Culvert Climber Small

- Connects to 24", 32", 40", or 48" decks



NU-Edge® Tree Stumps Birch Medium

- Also available in Tall Birch and Short Pine
- Crafted using Naturtek®; an exclusive, highly durable material that imitates the look and feel of natural elements

PRODUCT	ITEM	AGES	USE ZONE	WEIGHT
NU-Edge® Stacked Timber Balance Beam	200202851	2-12, 18 mo-12 yr CSA	14' 0" x 19' 0" (4.27m x 5.79m)	140 lb (63 kg)
NU-Edge® Stacked Timber Climb 80"	200202794	5-12, 5-12 CSA	14' 0" x 20' 0" (4.27m x 6.10m)	550 lb (249 kg)
NU-Edge® Stacked Timber Climb 64"	200202795	5-12, 5-12 CSA	14' 0" x 20' 0" (4.27m x 6.10m)	450 lb (204 kg)
NU-Edge® Stacked Timber Climb 48"	200202796	5-12, 5-12 CSA	14' 0" x 20' 0" (4.27m x 6.10m)	350 lb (159 kg)
NU-Edge® Trellix	200203890	5-12, 5-12 CSA	53' 0" x 50' 0" (16.15m x 15.24m)	10,500 lb (4,762 kg)

PRODUCT	ITEM	AGES	USE ZONE	WEIGHT
NU-Edge® Double Stacked Timber Climb with Net	200202801	5-12, 5-12 CSA	33' 0" x 19' 0" (10.06m x 5.79m)	1,100 lb (499 kg)
NU-Edge® Crawl Log	200202970	2-12, 18 mo-12 yr CSA	15' 0" x 15' 0" (4.57m x 4.57m)	160 lb (73 kg)
NU-Edge® Culvert Climber Small	200203455	2-12, 18 mo-12 yr CSA	15' 0" x 15' 0" (4.57m x 4.57m)	50 lb (23 kg)
NU-Edge® Fun Rock - Large	200202735	5-12, 5-12 CSA	21' 0" x 21' 0" (6.40m x 6.40m)	646 lb (293 kg)
NU-Edge® Fun Rock - Medium	200202737	2-12, 18 mo-12 yr CSA	19' 0" x 18' 0" (5.79m x 5.49m)	293 lb (133 kg)
NU-Edge® Fun Rock - Small	200202738	2-12, 18 mo-12 yr CSA	19' 0" x 16' 0" (5.79m x 4.88m)	219 lb (99 kg)
NU-Edge® Tree Stumps Birch Medium	200202721	2-12, 18 mo-12 yr CSA	14' 0" x 14' 0" (4.27m x 4.27m)	42 lb (19 kg)
NU-Edge® Tree Stumps Birch Tall	200202722	5-12, 5-12 CSA	14' 0" x 14' 0" (4.27m x 4.27m)	42 lb (19 kg)
NU-Edge® Tree Stumps Pine Short	200202720	2-12, 18 mo-12 yr CSA	14' 0" x 14' 0" (4.27m x 4.27m)	42 lb (19 kg)

Rope Climbers

Independent Events



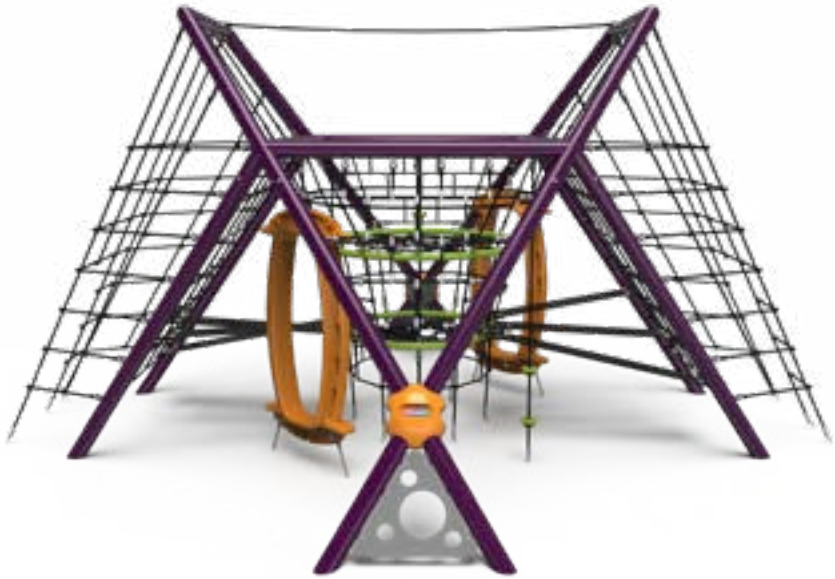
NU-Edge® GSX

- Modern design with small footprint
- Rope and steel climbing events
- Hangout spots
- Builds balance
- Can stand alone or connect to a traditional post and platform structure



Rope Climbers

Independent Events



Grand Strand

- Dynamic crisscrossing rope designs
- Galvanized steel center rings
- Develops hand-eye coordination
- Recommended for ages 5 – 12

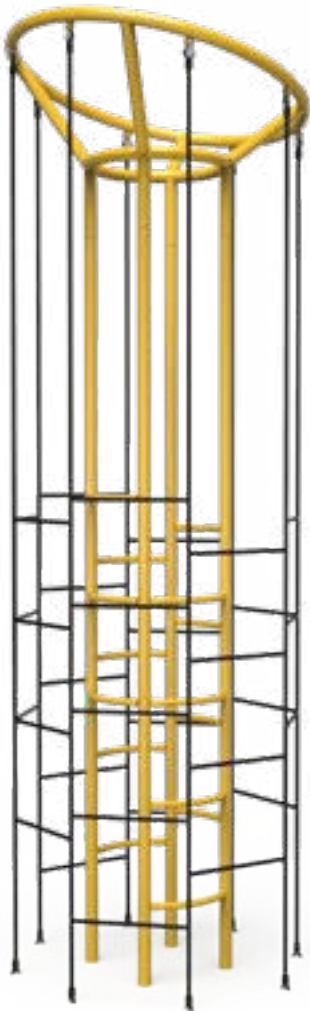


Hypar Net

PRODUCT	ITEM	AGES	USE ZONE	WEIGHT
NU-Edge® GSX	200203662	5-12, 5-12 CSA	44' 3" x 48' 0" (13.49m x 14.63m)	4,300 lb (1,950 kg)
Grand Strand	200203661	5-12, 5-12 CSA	29' 5" x 34' 0" (8.97m x 10.36m)	2,250 lb (1,020 kg)
Hypar Net	200203424	5-12, 5-12 CSA	34' 0" x 37' 0" (10.36m x 11.28m)	3,500 lb (1,587 kg)

Rope Climbers

Independent Events



Sway Net

- Net and posts pivot and sway as users traverse the net



Silo Scramble

- Steel silo inside of a rope silo
- Provides a social hangout spot and a variety of play paths
- Available with Single or Double Enclosure
- Available as an Independent Event



Matrix Web Single 4M

- Also available in 2M and 6M




Matrix Web Single 2M

- Also available in 4M and 6M

Matrix Web Twin Tower 6M

- Also available in 4M



Matrix Bridge Climber

- The Bridge links the 4M to our Kid Builders' structures

PRODUCT	ITEM	AGES	USE ZONE	WEIGHT
Silo Scramble	200203588	5-12, 5-12 CSA	51' 0" x 79' 0" (15.54m x 24.08m)	300 lb (136 kg)
Sway Net	200203349	5-12, 5-12 CSA	14' 0" x 34' 0" (4.27m x 10.36m)	425 lb (193 kg)

PRODUCT	ITEM	AGES	USE ZONE	WEIGHT
Matrix Bridge Climber	200201338	5-12, 5-12 CSA	24' 0" x 20' 0" (7.31m x 6.10m)	140 lb (63 kg)
Matrix Web Single 2M	200200548	5-12, 5-12 CSA	21' 0" x 21' 0" (6.40m x 6.40m)	300 lb (136 kg)
Matrix Web Single 4M	200200527	5-12, 5-12 CSA	31' 0" x 31' 0" (9.45m x 9.45m)	470 lb (213 kg)
Matrix Web Single 4M CSA	200201029	5-12, 5-12 CSA	31' 0" x 31' 0" (9.45m x 9.45m)	500 lb (227 kg)
Matrix Web Single 6M	200200528	5-12, 5-12 CSA	40' 0" x 40' 0" (12.19m x 12.19m)	550 lb (249 kg)
Matrix Web Twin Tower 4M	200200536	5-12, 5-12 CSA	38' 0" x 55' 0" (11.58m x 16.76m)	670 lb (304 kg)
Matrix Web Twin Tower 6M	200200537	5-12, 5-12 CSA	51' 0" x 79' 0" (15.54m x 24.08m)	800 lb (363 kg)



Stax Summit Tower - Freestanding

- Choose from a variety of color options
- Foot and handholds assist with climbing
- Increases strength and creativity



Stax Summit Climber - Freestanding

- Available as an Independent Event or as a connection to a 96" deck
- Choose up to 3 colors
- Footholds and handles assist with climbing



Stax Solo Step - Freestanding

- Cutouts offer additional footholds
- Bold color options
- Also available with handles



Stax Solo Step w/ Handle - Freestanding

- Brings climbing excitement to the playground
- Accommodates 12" – 24" deck heights
- Cutouts offer additional footholds
- Optional handle
- Also available as an Independent Event for children ages 2-5

PRODUCT	ITEM	AGES	USE ZONE	WEIGHT
Stax Solo Step - Freestanding	200203678	2-12, 18 mo-12 yr CSA	7' 8" x 10' 2" (2.34m x 3.10m)	99 lb (45 kg)
Stax Solo Step w/ Handle - Freestanding	200203681	2-12, 18 mo-12 yr CSA	7' 8" x 10' 2" (2.34m x 3.10m)	78 lb (35 kg)
Stax Summit Climber - Freestanding	200203684	5-12, 5-12 CSA	10' 2" x 10' 2" (3.10m x 3.10m)	422 lb (191 kg)
Stax Summit Tower - Freestanding	200203677	5-12, 5-12 CSA	14' 8" x 14' 8" (4.47m x 4.47m)	988 lb (448 kg)



Infinity Flex I



Infinity Loop Climber



Infinity Quad Climber



Infinity Flex II



Wings of Infinity



Infinity Web



Infinity Triple Climber

PRODUCT	ITEM	AGES	USE ZONE	WEIGHT
Infinity Flex I	200200627	5-12, 5-12 CSA	29' 0" x 25' 0" (8.84m x 7.62m)	1,165 lb (528 kg)
Infinity Flex II	200200629	5-12, 5-12 CSA	29' 0" x 22' 0" (8.84m x 6.71m)	790 lb (358 kg)
Infinity Loop Climber	200200207	5-12, 5-12 CSA	28' 0" x 23' 0" (8.53m x 7.01m)	660 lb (299 kg)
Infinity Quad Climber	200200179	5-12, 5-12 CSA	21' 6" x 21' 6" (6.55m x 6.55m)	530 lb (240 kg)
Infinity Triple Climber	200200178	5-12, 5-12 CSA	22' 0" x 21' 0" (6.71m x 6.40m)	415 lb (188 kg)
Infinity Web	200200630	5-12, 5-12 CSA	28' 0" x 38' 0" (8.53m x 11.58m)	1,675 lb (760 kg)
Wings of Infinity	200200615	5-12, 5-12 CSA	26' 0" x 25' 0" (7.92m x 7.62m)	825 lb (374 kg)

Climbers

Independent Events



Gibraltar Peak



Gibraltar Summit



Gibraltar Ascent



Versa Climb® 5-Section

PRODUCT	ITEM	AGES	USE ZONE	WEIGHT
Gibraltar Peak	200200522	5-12, 5-12 CSA	21' 0" x 25' 0" (6.40m x 7.62m)	2,750 lb (1,247 kg)
Gibraltar Summit	200200523	5-12, 5-12 CSA	23' 0" x 29' 0" (7.01m x 8.84m)	3,650 lb (1,655 kg)
Gibraltar Ascent	200200521	2-12, 18 mo-12 yr CSA	17' 0" x 20' 0" (5.18m x 6.10m)	1,200 lb (544 kg)
Versa Climb® 4-Section	200200618	5-12, 5-12 CSA	14' 0" x 27' 0" (4.27m x 8.23m)	600 lb (272 kg)
Versa Climb® 5-Section	200200619	5-12, 5-12 CSA	14' 0" x 31' 0" (4.27m x 9.45m)	750 lb (340 kg)
Versa Climb® 7-Section	200200620	5-12, 5-12 CSA	14' 0" x 39' 0" (4.27m x 11.89m)	1,050 lb (476 kg)
Versa Climb® Mini	200202378	2-12, 18 mo-12 yr CSA	0' 0" x 0' 0" (0.00m x 0.00m)	300 lb (136 kg)

Climbers

Independent Events



Tire Climber Half Circle

Tire Climber with Inside Seats



Tire Climber Full Circle



Four Wheeler



Steel Curved Climbing Wall With Posts



Rock Pile With Palm Trees



Hoop-La®



Rainbow Loops

PRODUCT	ITEM	AGES	USE ZONE	WEIGHT
Four Wheeler	200112154	2-12, 18 mo-12 yr CSA	17' 0" x 20' 0" (5.18m x 6.10m)	312 lb (141 kg)
Hoop-La®	200202446	5-12, 5-12 CSA	20' 0" x 18' 0" (6.10m x 5.49m)	340 lb (154 kg)
Rainbow Loops	200203348	5-12, 5-12 CSA	18' 0" x 23' 0" (5.49m x 7.01m)	250 lb (113 kg)
Rock Pile With Palm Trees	200092300	2-12, 18 mo-12 yr CSA	18' 0" x 20' 0" (5.49m x 6.10m)	472 lb (214 kg)
Steel Curved Climbing Wall With Posts	200202293	5-12, 5-12 CSA	15' 0" x 21' 0" (4.57m x 6.40m)	250 lb (113 kg)
Tire Climber Half Circle	200203282	2-12, 18 mo-12 yr CSA	14' 0" x 17' 0" (4.27m x 5.18m)	115 lb (52 kg)
Tire Climber with Inside Seats	200203283	2-12, 18 mo-12 yr CSA	14' 0" x 17' 0" (4.27m x 5.18m)	145 lb (66 kg)
Tire Climber Full Circle	200203284	2-12, 18 mo-12 yr CSA	17' 0" x 17' 0" (5.18m x 5.18m)	145 lb (66 kg)

Climbers

Independent Events



Tikes Peak

Shown with custom shade.



Candid of Tikes Peak with Mountain Roof



Vertical Chain Net Climber



Worm Climber



Four Tikes of Steel

PRODUCT	ITEM	AGES	USE ZONE	WEIGHT
Tikes of Steel	200200103	5-12, 5-12 CSA	20' 0" x 23' 0" (6.10m x 7.01m)	420 lb (190 kg)
Vertical Chain Net Climber 4'	200201118	2-12, 18 mo-12 yr CSA	17' 0" x 13' 0" (5.18m x 3.96m)	37 lb (17 kg)
Vertical Chain Net Climber 5'	200201119	2-12, 18 mo-12 yr CSA	17' 0" x 13' 0" (5.18m x 3.96m)	40 lb (18 kg)
Vertical Chain Net Climber 6'	200201120	2-12, 18 mo-12 yr CSA	17' 0" x 13' 0" (5.18m x 3.96m)	43 lb (20 kg)
Worm Climber	200202244	5-12, 5-12 CSA	17' 0" x 15' 0" (5.18m x 4.57m)	150 lb (68 kg)

NRG Builders® Climbers

Independent Events

NRG Builders® are easy to assemble and offer a variety of interchangeable play events. No other modern play system gives you the freedom to build the playgrounds that kids dream about.



Double Web Crawler



Grand Canyon



Floating Ladder



Hogs Back



Hoop Alley



Hammock

Available with Link to connect to a Kid Builders® structure.



Bermuda Triangle



Giants Causeway



Ross Ice Shelf



Klondike



Magellan Straights

PRODUCT	ITEM	AGES	USE ZONE	WEIGHT
Bermuda Triangle	200201113	5-12, 5-12 CSA	14' 0" x 24' 0" (4.27m x 7.31m)	245 lb (111 kg)
Giants Causeway	200201111	5-12, 5-12 CSA	14' 0" x 24' 0" (4.27m x 7.31m)	120 lb (54 kg)
Grand Canyon	200201106	5-12, 5-12 CSA	14' 0" x 26' 0" (4.27m x 7.92m)	181 lb (82 kg)
Hogs Back	200201115	5-12, 5-12 CSA	18' 0" x 26' 0" (5.49m x 7.92m)	260 lb (118 kg)
Hoop Alley	200201116	5-12, 5-12 CSA	16' 0" x 29' 0" (4.88m x 8.84m)	220 lb (100 kg)
Klondike	200201112	5-12, 5-12 CSA	24' 0" x 24' 0" (7.31m x 7.31m)	180 lb (82 kg)
Magellan Straights	200201109	5-12, 5-12 CSA	16' 0" x 17' 0" (4.88m x 5.18m)	40 lb (18 kg)
Double Web Crawler	200201868	5-12, 5-12 CSA	21' 0" x 21' 0" (6.40m x 6.40m)	300 lb (136 kg)
Floating Ladder	200201107	5-12, 5-12 CSA	14' 0" x 26' 0" (4.27m x 7.92m)	181 lb (82 kg)
Hammock	200201869	2-12, 18 mo-12 yr CSA	24' 0" x 24' 0" (7.31m x 7.31m)	300 lb (136 kg)
Ross Ice Shelf	200201110	5-12, 5-12 CSA	14' 0" x 18' 0" (4.27m x 5.49m)	60 lb (27 kg)
Web Crawler	200201117	5-12, 5-12 CSA	14' 0" x 24' 0" (4.27m x 7.31m)	145 lb (66 kg)

Swings

Independent Events



Anti-Wrap Over Swing Bearings available on swings to prevent them from wrapping around the beam and allow for chain length adjustments.

U.S. Patent #6,123,480



PRODUCT	ITEM	AGES	USE ZONE	WEIGHT
3.5" Arch Swing 2 Seat	LT0930	2-12, 18 mo-12 yr CSA	32' 0" x 23' 7" (9.75m x 7.19m)	286 lb (130 kg)
5" Arch Swing 2 Seat	LT0931	2-12, 18 mo-12 yr CSA	32' 0" x 23' 7" (9.75m x 7.19m)	379 lb (172 kg)
3.5" Arch Swing 2 Seat, Add-a-Bay	LT0932	2-12, 18 mo-12 yr CSA	32' 0" x 11' 3" (9.75m x 3.43m)	179 lb (81 kg)
5" Arch Swing 2 Seat, Add-a-Bay	LT0933	2-12, 18 mo-12 yr CSA	32' 0" x 11' 3" (9.75m x 3.43m)	226 lb (102 kg)
3.5" Arch Swing 1 Seat	LT0934	2-12, 18 mo-12 yr CSA	32' 0" x 19' 9" (9.75m x 6.02m)	260 lb (118 kg)
5" Arch Swing 1 Seat	LT0935	2-12, 18 mo-12 yr CSA	32' 0" x 19' 9" (9.75m x 6.02m)	353 lb (160 kg)
3.5" Arch Swing 1 Seat, Add-a-Bay	LT0936	2-12, 18 mo-12 yr CSA	32' 0" x 7' 3" (9.75m x 2.21m)	154 lb (70 kg)
5" Arch Swing 1 Seat, Add-a-Bay	LT0937	2-12, 18 mo-12 yr CSA	32' 0" x 7' 3" (9.75m x 2.21m)	201 lb (91 kg)
3.5" Arch Swing 2 Seat, with Anti-wrap	LT0942	2-12, 18 mo-12 yr CSA	32' 0" x 23' 7" (9.75m x 7.19m)	302 lb (137 kg)
5" Arch Swing 2 Seat, with Anti-wrap	LT0943	2-12, 18 mo-12 yr CSA	32' 0" x 23' 7" (9.75m x 7.19m)	395 lb (179 kg)
3.5" Arch Swing 2 Seat, Add-a-Bay, with Anti-wrap	LT0944	2-12, 18 mo-12 yr CSA	32' 0" x 7' 3" (9.75m x 2.21m)	196 lb (89 kg)
5" Arch Swing 2 Seat, Add-a-Bay, with Anti-wrap	LT0945	2-12, 18 mo-12 yr CSA	32' 0" x 7' 3" (9.75m x 2.21m)	243 lb (110 kg)
3.5" Arch Swing 1 Seat, with Anti-wrap	LT0946	2-12, 18 mo-12 yr CSA	32' 0" x 19' 9" (9.75m x 6.02m)	268 lb (122 kg)
5" Arch Swing 1 Seat, with Anti-wrap	LT0947	2-12, 18 mo-12 yr CSA	32' 0" x 19' 9" (9.75m x 6.02m)	361 lb (164 kg)
3.5" Arch Swing 1 Seat, Add-a-Bay, with Anti-wrap	LT0948	2-12, 18 mo-12 yr CSA	32' 0" x 7' 3" (9.75m x 2.21m)	162 lb (73 kg)
5" Arch Swing 1 Seat, Add-a-Bay, with Anti-wrap	LT0949	2-12, 18 mo-12 yr CSA	32' 0" x 7' 3" (9.75m x 2.21m)	209 lb (95 kg)



6-unit Arch Swing Shade

- 2-, 4-, and 6-unit options available



6-unit Arch Swing Shade

- 2-, 4-, and 6-unit options available



6-unit Arch Swing Shade

- 2-, 4-, and 6-unit options available

PRODUCT	ITEM	AGES	USE ZONE	WEIGHT
2-unit Arch Swing Fire Resistant Shade with Anti-wrap	LT0961AWFR	2-12	32' 0" x 24' 0" (9.75m x 7.31m)	1,395 lb (633 kg)
2-unit Arch Swing Shade	LT0961	2-12	32' 0" x 24' 0" (9.75m x 7.31m)	1,375 lb (624 kg)
2-unit Arch Swing Fire Resistant Shade	LT0961FR	2-12	32' 0" x 24' 0" (9.75m x 7.31m)	1,375 lb (624 kg)
2-unit Arch Swing Shade with Anti-wrap	LT0961AW	2-12	32' 0" x 24' 0" (9.75m x 7.31m)	1,395 lb (633 kg)
4-unit Arch Swing Shade with Anti-wrap	LT0962AW	2-12	32' 0" x 35' 0" (9.75m x 10.67m)	2,150 lb (975 kg)
4-unit Arch Swing Fire Resistant Shade with Anti-wrap	LT0962AWFR	2-12	32' 0" x 35' 0" (9.75m x 10.67m)	2,150 lb (975 kg)
4-unit Arch Swing Shade	LT0962	2-12	32' 0" x 35' 0" (9.75m x 10.67m)	2,110 lb (957 kg)
4-unit Arch Swing Fire Resistant Shade	LT0962FR	2-12	32' 0" x 35' 0" (9.75m x 10.67m)	2,110 lb (957 kg)
6-unit Arch Swing Shade with Anti-wrap	LT0963AW	2-12	32' 0" x 47' 0" (9.75m x 14.32m)	2,910 lb (1,320 kg)
6-unit Arch Swing Fire Resistant Shade with Anti-wrap	LT0963AWFR	2-12	32' 0" x 47' 0" (9.75m x 14.32m)	2,910 lb (1,320 kg)
6-unit Arch Swing Shade	LT0963	2-12	32' 0" x 47' 0" (9.75m x 14.32m)	2,845 lb (1,290 kg)
6-unit Arch Swing Fire Resistant Shade	LT0963FR	2-12	32' 0" x 47' 0" (9.75m x 14.32m)	2,845 lb (1,290 kg)



Generation Swing Seat



Tot Swing Seat



Mirage Seat



Belt Swing Seat



Inclusive Seat

- Available on 8' and 10' height swings
- Five point safety harness sold separately



Tire Swing

- Choose from any post and accent color
- Tire available in Light Gray, Cobalt, Forest, and Red

Any of the seats on this page can fit in the Arch Swing Frames on page 174. Swing seats sold separately.

PRODUCT	ITEM	AGES	CHILD CAPACITY	USE ZONE	WEIGHT
Generation Swing Seat	200203423	2-12, 18 mo-12 yr CSA	2	32' 0" x 24' 0" (9.75m x 7.31m)	27 lb (12 kg)
Inclusive Seat	200203433	2-12, 18 mo-12 yr CSA	1	32' 0" x 24' 0" (9.75m x 7.31m)	45 lb (20 kg)
Mirage Seat	188MIRAGE	2-12, 18 mo-12 yr CSA	1	32' 0" x 24' 0" (9.75m x 7.31m)	40 lb (18 kg)
Tire Swing with Frame	200200786	5-12, 5-12 CSA	2	29' 0" x 22' 0" (8.84m x 6.71m)	428 lb (194 kg)

Swings

Independent Events

Swings

Independent Events

Concerto™

Independent Events



5" Arch Tire Swing

- Tire swing only available in black



MaxPlay® Swings



5.00" O.D. Multi-User Arch Swing



Team Swing

- Team swing rope only available in red (custom paint shown)



Raft Swing

- Raft swing rope only available in red



Chimes



Vibes



Small Cabasa



Medium Cabasa



Large Cabasa



Five Congas



Three Congas



Two Congas

PRODUCT	ITEM	AGES	USE ZONE	WEIGHT
3.50" O.D. Multi-User Arch Swing	LT0938	5-12, 5-12 CSA	32' 0" x 24' 0" (9.75m x 7.31m)	375 lb (170 kg)
3.50" O.D. Multi-User Add-a-Bay	LT0940	5-12, 5-12 CSA	32' 0" x 24' 0" (9.75m x 7.31m)	275 lb (125 kg)
5.00" O.D. Multi-User Arch Swing	LT0939	5-12, 5-12 CSA	32' 0" x 24' 0" (9.75m x 7.31m)	475 lb (215 kg)
5.00" O.D. Multi-User Add-a-Bay	LT0941	5-12, 5-12 CSA	32' 0" x 24' 0" (9.75m x 7.31m)	350 lb (159 kg)
5" Arch Tire Swing with Frame	LT0983	2-12	26' 0" x 29' 0" (7.92m x 8.84m)	475 lb (215 kg)
5" Arch Tire Swing Add-On	LT0984	2-12	26' 0" x 29' 0" (7.92m x 8.84m)	350 lb (159 kg)
MaxPlay® Swings	200096626	2-12, 18 mo-12 yr CSA	32' 0" x 24' 0" (9.75m x 7.31m)	246 lb (112 kg)
Raft Swing	200202838	2-12, 18 mo-12 yr CSA	28' 0" x 25' 0" (8.53m x 7.62m)	620 lb (281 kg)
Team Swing	200202839	5-12, 5-12 CSA	26' 0" x 28' 0" (7.92m x 8.53m)	620 lb (281 kg)

PRODUCT	ITEM	AGES	WEIGHT
Chimes	200203437	2-12, 18 mo-12 yr CSA	345 lb (156 kg)
Vibes	200203438	2-12, 18 mo-12 yr CSA	100 lb (45 kg)
Small Cabasa	200203439	2-12, 18 mo-12 yr CSA	50 lb (23 kg)
Medium Cabasa	200203440	2-12, 18 mo-12 yr CSA	60 lb (27 kg)
Large Cabasa	200203441	2-12, 18 mo-12 yr CSA	70 lb (32 kg)
Five Congas	200203444	2-12, 18 mo-12 yr CSA	70 lb (32 kg)
Three Congas	200203443	2-12, 18 mo-12 yr CSA	62 lb (28 kg)
Two Congas	200203442	2-12, 18 mo-12 yr CSA	45 lb (20 kg)



Unlimited Play® Quiet Grove

- Provides a place where a child and parent can focus and relax
- Field tested sound reduction
- Five different play activities give children options to regroup
- Calming environment can accommodate any user
- Add to any existing playground to make it more inclusive



Unlimited Play® Turnabout Spinner

- Inclusive spinner for people of all ages and abilities
- Ground-level entry point enables people who use wheelchairs to effortlessly roll onto the equipment



Unlimited Play® Rail-Rider - Accessible

PRODUCT	ITEM	AGES	USE ZONE	WEIGHT
Unlimited Play® Quiet Grove	200203609	-		570 lb (259 kg)
Unlimited Play® Turnabout Spinner	200203872	2-12, 18 mo-12 yr CSA	25' 0" x 25' 0" (7.62m x 7.62m)	1,000 lb (454 kg)
Unlimited Play® Rail-Rider - Standard	200203483	5-12, 5-12 CSA	24' 4" x 51' 10" (7.42m x 15.80m)	1,300 lb (590 kg)
Unlimited Play® Rail-Rider - Standard Add-on	200203484	5-12, 5-12 CSA	12' 4" x 51' 10" (3.76m x 15.80m)	1,000 lb (454 kg)
Unlimited Play® Rail-Rider - Accessible	200203485	5-12, 5-12 CSA	24' 4" x 51' 10" (7.42m x 15.80m)	1,100 lb (499 kg)
Unlimited Play® Rail-Rider - Accessible Add-on	200203486	5-12, 5-12 CSA	12' 4" x 51' 10" (3.76m x 15.80m)	800 lb (363 kg)
Unlimited Play® Rail-Rider	200203482	5-12, 5-12 CSA	37' 1" x 51' 10" (11.30m x 15.80m)	2,200 lb (998 kg)



Revolution Inclusive Spinner

- Designed with 2 saddle seats and 2 inclusive bucket seats (with harness attachment locations)
- Accommodates up to 10 users on inner/outer platform and in seats
- Integrated handles for balance when sitting/standing
- Transfer height for easy access

Together Glider

- Includes two seats for caregivers or additional riders
- Handholds for added safety
- 70 sq.ft. of deck surface provides ample room for wheelchairs



Rock'N Ship Glider

- Wheelchair accessible glider meets all safety standards
- 70 sq.ft. of deck surface provides ample room for wheelchairs, plus several more shipmates
- Can be an Independent Event or linked to a KidBuilders® play system
- Requires added ramp for wheelchair access



PRODUCT	ITEM	AGES	USE ZONE	WEIGHT
Revolution Inclusive Spinner	200203413	2-12, 18 mo-12 yr CSA	21' 0" x 21' 0" (6.40m x 6.40m)	1,000 lb (454 kg)
Rock'N Ship Glider	200202581	2-12, 18 mo-12 yr CSA	27' 0" x 36' 0" (8.23m x 10.97m)	1,950 lb (884 kg)
Together Glider	200203654	2-12, 18 mo-12 yr CSA	25' 0" x 21' 0" (7.62m x 6.40m)	1,630 lb (739 kg)



Surface Spinner



Team Totter



Maypole



See*Saw*Snake



Mantis

• Available in 65'7" and 98'5" lengths

PRODUCT	ITEM	AGES	USE ZONE	WEIGHT
Mantis 30M	200203288	5-12, 5-12 CSA	23' 0" x 129' 0" (7.01m x 39.32m)	1,910 lb (866 kg)
Mantis 20M	200203287	5-12, 5-12 CSA	23' 0" x 96' 0" (7.01m x 29.26m)	1,910 lb (866 kg)
Team Totter	200203699	2-12, 18 mo-12 yr CSA	14' 8" x 21' 1" (4.47m x 6.43m)	384 lb (174 kg)
Team Totter - Optional Back Panel	200203700	-	-	14 lb (6 kg)
Maypole	200201376	5-12, 5-12 CSA	17' 0" x 17' 0" (5.18m x 5.18m)	222 lb (101 kg)
See*Saw*Snake	200007469	2-12, 18 mo-12 yr CSA	14' 0" x 40' 0" (4.27m x 12.19m)	492 lb (223 kg)
Surface Spinner	200203873	2-12, 18 mo-12 yr CSA	25' 0" x 25' 0" (7.62m x 7.62m)	850 lb (385 kg)



Stand 'N Spin



Wobble Sphere



Jack Hammer



Raft Rider



Freestyler



Dragonfly



Spin Rocker



Solo Spinner



Pogo Pod

PRODUCT	ITEM	AGES	USE ZONE	WEIGHT
Dragonfly	100011361	5-12, 5-12 CSA	16' 0" x 20' 0" (4.88m x 6.10m)	240 lb (109 kg)
Freestyler	8030566	5-12, 5-12 CSA	24' 0" x 48' 0" (7.31m x 14.63m)	400 lb (181 kg)
Jack Hammer	200201314	5-12, 5-12 CSA	14' 0" x 14' 0" (4.27m x 4.27m)	60 lb (27 kg)
Pogo Pod	200202474	5-12, 5-12 CSA	14' 0" x 14' 0" (4.27m x 4.27m)	20 lb (9 kg)
Raft Rider	200202828	2-12, 18 mo-12 yr CSA	16' 0" x 18' 0" (4.88m x 5.49m)	130 lb (59 kg)
Solo Spinner	200201870	2-12, 18 mo-12 yr CSA	14' 0" x 14' 0" (4.27m x 4.27m)	38 lb (17 kg)
Spin Rocker	8030565LT	2-12, 18 mo-12 yr CSA	16' 0" x 16' 0" (4.88m x 4.88m)	440 lb (200 kg)
Stand 'N Spin	200201539	5-12, 5-12 CSA	14' 0" x 14' 0" (4.27m x 4.27m)	118 lb (54 kg)
Wobble Sphere	200203198	5-12, 5-12 CSA	17' 0" x 17' 0" (5.18m x 5.18m)	175 lb (79 kg)



Horse Spring Rider w/ C Spring



Sheep Spring Rider
w/ Coil Spring



Sheep Spring Rider w/ C Spring



Horse Spring Rider w/ Coil Spring



Truck Spring Rider w/ Coil Spring



Chicken Spring Rider
w/ C Spring



Chicken Spring Rider w/ Coil Spring



Truck Spring Rider w/ C Spring

PRODUCT	ITEM	AGES	USE ZONE	WEIGHT
Chicken Spring Rider w/ C Spring	200203726	2-12, 18 mo-12 yr CSA	15' 6" x 13' 6" (4.72m x 4.11m)	100 lb (45 kg)
Chicken Spring Rider w/ Coil Spring	200203722	2-12, 18 mo-12 yr CSA	15' 6" x 13' 6" (4.72m x 4.11m)	105 lb (48 kg)
Horse Spring Rider w/ C Spring	200203728	2-12, 18 mo-12 yr CSA	15' 6" x 13' 6" (4.72m x 4.11m)	100 lb (45 kg)
Horse Spring Rider w/ Coil Spring	200203724	2-12, 18 mo-12 yr CSA	15' 6" x 13' 6" (4.72m x 4.11m)	105 lb (48 kg)
Sheep Spring Rider w/ C Spring	200203727	2-12, 18 mo-12 yr CSA	15' 6" x 13' 6" (4.72m x 4.11m)	100 lb (45 kg)
Sheep Spring Rider w/ Coil Spring	200203723	2-12, 18 mo-12 yr CSA	15' 6" x 13' 6" (4.72m x 4.11m)	105 lb (48 kg)
Truck Spring Rider w/ C Spring	200203725	2-12, 18 mo-12 yr CSA	15' 6" x 13' 6" (4.72m x 4.11m)	100 lb (45 kg)
Truck Spring Rider w/ Coil Spring	200203721	2-12, 18 mo-12 yr CSA	15' 6" x 13' 6" (4.72m x 4.11m)	105 lb (48 kg)



Lola the Snail



Nectar the Bee



Gallagher the Grasshopper



Scarlet the Ladybug



Whale Spring Rider



Horse Spring Rider



ATV Spring Rider



Bulldozer Spring Rider



Four-Seat Teeter with Bubble Top

• Also available with Plain Top

PRODUCT	ITEM	AGES	USE ZONE	WEIGHT
Lola the Snail	M00000963	2-12, 18 mo-12 yr CSA	17' 0" x 14' 0" (5.18m x 4.27m)	55 lb (25 kg)
Nectar the Bee	M00000961	2-12, 18 mo-12 yr CSA	18' 0" x 16' 0" (5.49m x 4.88m)	118 lb (54 kg)
Gallagher the Grasshopper	M00000962	2-12, 18 mo-12 yr CSA	17' 0" x 14' 0" (5.18m x 4.27m)	130 lb (59 kg)
Scarlet the Ladybug	M00000960	2-12, 18 mo-12 yr CSA	17' 0" x 16' 0" (5.18m x 4.88m)	108 lb (49 kg)
Whale Spring Rider	200007460	2-12, 18 mo-12 yr CSA	14' 0" x 16' 0" (4.27m x 4.88m)	88 lb (40 kg)
Horse Spring Rider	200007457	2-12, 18 mo-12 yr CSA	13' 0" x 15' 0" (3.96m x 4.57m)	62 lb (28 kg)
ATV Spring Rider	200007463	2-12, 18 mo-12 yr CSA	14' 0" x 15' 0" (4.27m x 4.57m)	76 lb (34 kg)
Bulldozer Spring Rider	200007464	2-12, 18 mo-12 yr CSA	14' 0" x 15' 0" (4.27m x 4.57m)	66 lb (30 kg)
Four-Seat Teeter with Bubble Top	200007461	2-12, 18 mo-12 yr CSA	16' 0" x 16' 0" (4.88m x 4.88m)	91 lb (41 kg)
Four-Seat Teeter with Plain Top	200007462	2-12, 18 mo-12 yr CSA	16' 0" x 16' 0" (4.88m x 4.88m)	91 lb (41 kg)

ZoomTwist

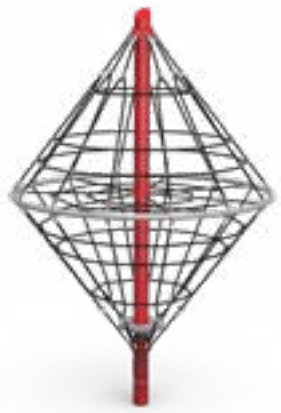
Independent Events

Choose from four different models—each one provides a different level of challenge. For a more inclusive play experience, choose ZoomTwist Duplex, so everyone can join in on the fun!



ZoomTwist

- Spinning increases learning potential, spatial awareness, and rhythm



ZoomTwist Diamond

- Multiple angles provide added challenge
- Utilizes arm, leg, and core strength
- Engages a child's balance and hand-eye coordination



ZoomTwist with Floor

- Spinning increases learning potential, spatial awareness, and rhythm



ZoomTwist Duplex

- Kids can climb inside the structure
- Has an opening to encourage inclusive play
- Tallest of the four models
- Accommodates up to 14 users

PRODUCT	ITEM	AGES	USE ZONE	WEIGHT
ZoomTwist Diamond	200203548	5-12, 5-12 CSA	18' 10" x 18' 10" (5.74m x 5.74m)	246 lb (112 kg)
ZoomTwist Duplex	200203549	5-12, 5-12 CSA	19' 10" x 19' 10" (6.04m x 6.04m)	486 lb (220 kg)
ZoomTwist with Floor	200203546	5-12, 5-12 CSA	18' 10" x 18' 10" (5.74m x 5.74m)	345 lb (156 kg)
ZoomTwist	200203547	5-12, 5-12 CSA	18' 10" x 18' 10" (5.74m x 5.74m)	196 lb (89 kg)



Slides

Independent Events



6' Freestanding Wave Slide



One-Piece Play Builders® Spiral Slide



Independent Hypersonic Slide

- Available in multiple heights



Independent Quantum II Slide

- Available in 5' and 6' heights

PRODUCT	ITEM	AGES	USE ZONE	WEIGHT
6' Freestanding Wave Slide	200203667	5-12, 5-12 CSA	26' 6" x 17' 0" (8.08m x 5.18m)	0 lb
One-Piece Play Builders® Spiral Slide	200122445	2-12, 18 mo-12 yr CSA	21' 0" x 16' 0" (6.40m x 4.88m)	645 lb (293 kg)
Independent Quantum II Slide	200203291	2-12, 18 mo-12 yr CSA	16' 0" x 27' 0" (4.88m x 8.23m)	250 lb (113 kg)
Independent Hypersonic Slide	200202105	5-12, 5-12 CSA	17' 0" x 34' 0" (5.18m x 10.36m)	255 lb (116 kg)

Site Amenities

- 187 Picnic Tables
- 188 Benches
- 189 Accessories
- 190 Play Shade



Picnic Tables & Receptacles

Site Amenities

Our commercial site amenities help you create the ultimate welcoming space. Choosing the right picnic tables, benches, grills, bike racks, and trash receptacles is essential to make your recreational area appealing to visitors. And with three lines – Recycled Plastic, Steel, and Contemporary – you can be sure to find the options that are right for you.

To see all of our site amenities, visit LittleTikesCommercial.com/Site-Amenities



6' Recycled Plastic Picnic Table - Portable



ADA 8' Recycled Plastic Picnic Table - Portable



46'' Square Tot Table



7' Individual Seat Table



Eight-Bike Rack



32 Gallon Recycled Plastic Receptacle with Liner



Traditional 32 Gallon Receptacle



Receptacle tops available in Recycle Flat Top, Trash Dome Top, and Recycle Dome Top.

Benches
Site Amenities



6' Recycled Plastic Contemporary Bench with Back



6' Recycled Plastic Plank Bench with Back - Portable



6' Recycled Plastic Plank Bench without Back - Portable



6' Contemporary Bench without Back



6' Buddy Bench with Back



6' Contemporary Bench with Back



6' Backless Bench



8' Bench with Back

Accessories
Site Amenities



Dog Crawl Tunnel



Dog Pentagon Hurdle



Dog Agility Weave Poles



Dog Triple Hoops



Dog Fire Hydrant



Dog Steppers



Welcome Sign

- Make your playground more inviting with this fun welcome sign
- Available in ages 2-5, 2-12, and 5-12
- Also available in Spanish and French/English



Anti-Theft Pedestal Grill

- Multiple Grill options available. See our website or your local representative for more information.



Fire Ring w/ Cooking Grate

- Also available as an Adjustable Grate Fire Ring. See our website or your local representative for more information.



PlaySoleil®

- Solar-powered
- Easy-to-install
- Cost-effective
- Does not produce light pollution



Kid Timber® Border Panels & End Caps

- Available lengths: 2' (.6M), 6' (1.8M)
- Double wall rotationally molded to maximize structural integrity
- Available in standard black or premium tan
- Black timber made from 100% pre-consumer recycled plastic




Accessible Wheelchair Ramps

- Widest ramp available in the industry
- Double ramp also available



Make your playground even more appealing with shade! Shade makes recreational spaces more comfortable for guests, and it extends the life of playground equipment and amenities, so you can be sure your investment will last for years to come.

Our play shades come in eight different styles, and each style is available in multiple sizes. Choose from over 20 post and fabric colors to customize your play shade to your play space (See page 199).



Hip Joined Play Shade

- Features the clean, straight lines of our traditional Hip Play Shade, while sharing steel posts with adjoining shades to reduce the number of columns and increase the shaded footprint.
- Perfect for areas that need more extensive coverage, such as spaces with large play structures. Choose from embedded or recessed base plate mounting styles, and standard or quick release options.
- Shade fabric is available in original or fire-resistant versions.



Mariner Pyramid Play Shade

- Provides the same amount of shade as our Hip and Pyramid Shade options, and features a distinctive overlapping fabric design for a more sophisticated aesthetic.
- Perfect for any outdoor space with a large play structure or dining/seating area.
- Choose from embedded or recessed base plate mounting styles.
- For information on shade sizes and heights, contact your local representative.



Hip Play Shade

- Features clean, straight lines and is one of the most commonly used styles for shading large play structures.
- Choose from embedded or recessed base plate mounting styles, and standard or quick release options.
- Shade fabric is available in original or fire-resistant versions.
- For information on shade sizes and heights, contact your local representative.



Pyramid Play Shade

- A four-post solution for play spaces that need extensive coverage.
- Features a classic square, peaked roofline.
- Choose from embedded or recessed base plate mounting styles, and standard or quick release options.
- Shade fabric is available in original or fire-resistant versions.
- For information on shade sizes and heights, contact your local representative.

Shade structures have not been tested for CPSIA / ASTM compliance. All of our shade products are designed to withstand nominal wind loads of 90 mph (144,84 kph) with appropriate footing. To extend the life of shade in snowy regions, the shade must be removed for winter.



Single Post Pyramid Play Shade

- Provides up to 260 square feet (24,2m) of coverage with a single column.
- Ideal solution for areas where shade is needed but space is limited, such as seating or dining areas.
- Choose from embedded or recessed base plate mounting styles, and standard or quick release options.
- Shade fabric is available in original or fire-resistant versions.
- For information on shade sizes and heights, contact your local representative.



Two Post Hip Play Shade

- Our most cost-effective option, providing up to 308 square feet of shade from two columns.
- Choose from embedded or recessed base plate mounting styles, and standard or quick release options.
- Shade fabric is available in original or fire-resistant versions.
- For information on shade sizes and heights, contact your local representative.



Full Cantilever Play Shade

- A great option for areas that need extensive shade coverage, free from columns, such as large play structures or bleachers.
- This style features embedded or recessed base plate mounting.
- Shade fabric is available in original or fire resistant versions.
- For information on shade sizes and heights, contact your local representative.



Single Post Pyramid Cantilever Play Shade

- Offers all the benefits of the traditional Single Post Pyramid, and provides a shaded area free from columns.
- Choose from embedded or recessed base plate mounting styles, and standard or quick release options.
- Shade fabric is available in original or fire-resistant versions.
- For information on shade sizes and heights, contact your local representative.

Warranty

Why Little Tikes Commercial

Little Tikes Commercial warrants its products against structural failure due to defects in materials and workmanship for the warranty periods and material categories prescribed below.

Buyer agrees that products sold by PPLT Farmington, Inc. (PlayPower Little Tikes Commercial) carry only the following warranties:

1. LIMITED WARRANTY FOR AS LONG AS YOU OWN THE PRODUCT: Aluminum deck posts, steel deck posts, stainless steel hardware, cast aluminum parts, and KidBuilder® steel clamps

2. LIMITED FIFTEEN (15) YEAR WARRANTY: All rigid steel playground components, decks, steps, and weldments, rotationally molded and sheet plastic components, plastic lumber, roof panels, and stainless steel slides, except as otherwise specified below.

3. LIMITED TEN (10) YEAR WARRANTY: Fabric shade steel frames, Naturtek™ products, Shadesure™ and Colourshade FR fabrics (Note Exception: Limited Five (5) Year Warranty on Shadesure™ fabrics in colors Red, Yellow, Electric Purple, Zesty Lime, Cinnamon, and Olive.)

4. LIMITED EIGHT (8) YEAR WARRANTY:

- Fiberglass signage, precast PolyFiberCrete or precast concrete products.
- Integrated Shade fabric and components against rot, UV deterioration and defects in materials and

workmanship (Note Exception: Limited Three (3) Year Warranty for fabric in shade of red).

5. LIMITED FIVE (5) YEAR WARRANTY:

- Clever Climbers™ products, including, but not limited to polyethylene slides, enclosures, main structure, decks, and plastic components.
- PVC coating against cracking or peeling.
- Park and Site Amenities (i.e. benches, tables, trash receptacles, etc.).
- GFRP (Glass Fiber Reinforced Polymer) Products.
- Steel core cable nets and rope fittings and connections (Note Exception: Warranty does not cover normal wear and tear such as fraying or facing of cable coating).
- Accessible swing seats latch and hinge mechanism.
- Concerto products (Note Exception: Warranty does not coverallets or Tall Chime cable assemblies).

6. LIMITED THREE (3) YEAR WARRANTY: KidTiles, Playground Sculptures, products flexible belting, plastic border timbers and accessories, and electronic panel speakers, sound chips, and circuit boards.

7. LIMITED ONE (1) YEAR WARRANTY:

- Learning Lab Sensory Tables and Tot Tree plastic components.
- Swing Seats unless otherwise noted.
- All other products, components and custom pieces that are not specifically listed above and below, including, without limitation, all moving parts, such as swing hangers and bearings, swivels, chains, whirls, springs and flexible components, and all high wear items, such as trolleys, cables, wheels, and bumper stops related to rail and cable ride products.

LIMITED SIX (6) MONTH WARRANTY:

- PlaySoleil™ solar-powered light.

BUYER’S REMEDY: If any products prove defective or non-conforming under normal use and within the above-prescribed warranty periods and material categories, Buyer must promptly notify Little Tikes Commercial in writing at 878 E. Hwy 60, Monett, MO 65708 USA. Little Tikes Commercial does not warranty that any particular color will be available for any period of time, and reserves the right to discontinue any color for any reason, without recourse by the Purchaser or Owner of the discontinued color. Little Tikes Commercial may elect to inspect the alleged defect at Buyer’s site or at Little Tikes Commercial’s facility. Buyer shall not return products to Little Tikes Commercial unless authorized by Little Tikes Commercial to do so. Authorized returns must be properly packaged and shipped prepaid and insured, at Buyer’s expense. Upon verification of warranty coverage, Little Tikes Commercial may elect, in its sole discretion, to repair defective or non-conforming products, or replace them by delivering products or part(s) of similar functionality free of charge to the site. Little Tikes Commercial’s limited warranties do not cover the cost of labor to remove defective or non-conforming part(s) or to install repaired or replacement part(s). By use of these limited warranties, Buyer accepts their terms and limitations, and waives any rights it would otherwise have to claim or assert that such warranties fail of their essential purpose. Buyer agrees that venue for any court action to enforce these limited warranties shall be in Barry or Greene Counties in the State of Missouri.

LIMITATIONS: All warranty periods begin on the date of Little Tikes Commercial’s invoice. Repaired and/or replacement part(s) are warranted only for the balance of the original limited warranty period. Warranties extend only to the original Buyer/ end user for products purchased from Little Tikes Commercial or a Little Tikes Commercial authorized reseller and are not transferable.

Warranties apply only to Little Tikes Commercial products that are erected and installed in conformance with Little Tikes Commercial’s installation instructions, and that are maintained and inspected in conformance with Little Tikes Commercial maintenance and operational instructions.

Unless manufactured with coastal coatings, product installed within 500 yards of a saltwater shoreline will only be covered for half the period of the standard product warranty for defects caused by corrosion.

Warranties specifically do not cover Little Tikes Commercial products:

- for cosmetic damage or flaws occurring under normal use, such as surface scratches, minor chips, hairline cracks, dents, marring, efflorescence, color fade (except for shade fabric as noted above), discoloration, corrosion/rust, fraying, or warping of recycled plastic lumber; that have been modified, altered, or repaired by unauthorized third parties;
- that have not been used as designed or intended, or misused;

Weights: Shown as approximate and include packing materials.

Delivery Terms: Within the United States, FOB Monett, MO. For Exports (overseas shipments), typically shipments are EXW (Ex Works Factory) Monett, MO, USA. Consult the PPLT Sales Department for special terms and desired arrangements. Ocean and air freight options are available.

Loss or Damage in Transit: A signed bill of lading is our receipt from a carrier that our shipment to you was complete and in good condition. Before you sign, please check this bill of lading carefully when the shipment reaches you to make sure there are no damages or shortages. Once the shipment leaves our plant, we are no longer responsible for any damage, loss, or shortage. All claims for loss or damage to product should be reported immediately to our Customer Service Department. All claims for product damage and shortage via common carrier must be promptly made by consignee (customer) direct to PPLT’s Customer Service Department. When reporting damage, be sure to hold all containers and packing materials for inspection

- to which non-Little Tikes Commercial parts have been added or substituted;
- that have been removed from their original location and re-installed elsewhere, without pre-approval by Little Tikes Commercial;
- or that have been damaged due to excessive wear and tear, vandalism, abnormal use, abuse, negligence, environmental factors (such as wind-blown sand, salt spray unless the product is manufactured with coastal coating, or airborne emissions from industrial sources), extreme weather (such as hail, flooding, lightning, tornadoes, sandstorms, earthquakes, or wind storms), and acts of God.

THE FOREGOING LIMITED WARRANTY IS THE SOLE AND EXCLUSIVE WARRANTY FOR SELLER’S PRODUCTS, AND IS IN LIEU OF ALL OTHER WARRANTIES, EXPRESS OR IMPLIED, IN LAW OR IN FACT. SELLER SPECIFICALLY DISCLAIMS ALL OTHER WARRANTIES, EXPRESS OR IMPLIED, INCLUDING, WITHOUT LIMITATION, ALL IMPLIED WARRANTIES OF MERCHANTABILITY AND FITNESS FOR A PARTICULAR USE OR PURPOSE, AND ANY IMPLIED WARRANTIES ARISING OUT OF COURSE OF DEALING OR PERFORMANCE OR TRADE USAGE. SELLER SHALL NOT BE LIABLE FOR ANY INCIDENTAL, CONSEQUENTIAL, EXEMPLARY, SPECIAL, OR PUNITIVE DAMAGES, OR ANY LOSS OF REVENUE, PROFIT OR USE, ARISING OUT OF A BREACH OF THIS WARRANTY OR IN CONNECTION WITH THE SALE, INSTALLATION, MAINTENANCE, USE, OPERATION OR REPAIR OF ANY PRODUCT. IN NO EVENT WILL SELLER BE LIABLE FOR ANY AMOUNT GREATER THAN THE PURCHASE PRICE OF A DEFECTIVE PRODUCT.

(claims should be filed within 15 days of receipt of shipment).

Cancellations and Returns: Cancellations will be accepted upon written notification at our offices. Returns will be accepted only when freight charges are prepaid, insured, and we have expressly authorized the return. Please provide invoice number, invoice date, and reason for your return. Parts not included are custom parts, as well as used or damaged parts. There will be a restocking fee for all returned orders and on canceled orders.

Specifications and Product Appearance: PPLT has a policy of continuous product improvement and reserves the right to discontinue or change specifications or product appearance without written notice.

Freight Carrier Information: All freight is shipped unassembled via UPS (if able) or common carrier. On all common carrier shipments, the customer is responsible for unloading. Inside delivery is available for an additional charge.

Certifications

Why Little Tikes Commercial

COMMITMENT TO SAFETY

Nothing is more important than a safe, positive environment for children to play. Our commitment to providing this positive environment starts with meeting and/or exceeding compliance with the performance safety specifications established by organizations such as ASTM, CPSC, CSA, EN, and TÜV. Beyond compliance, we are an active participant in many of these standard writing bodies providing input into the standard development process. Our associates and representatives have the knowledge and experience to provide positive play designs that provide challenge and play value for all children.

COMMITMENT TO THE ENVIRONMENT

Protecting and preserving the environment for our children’s future is a priority for everyone at PlayPower LT Farmington, Inc. We are committed to closing the recycling loop by using consumer recycled material wherever possible and ensuring nearly everything we make can be recycled. From steel and aluminum to rubber and plastic, almost everything we make uses some amount of recycled material. By installing a Little Tikes Commercial play structure we are all doing our part to ensure a better world for our children.

GUIDELINES AND STANDARDS

The Consumer Product Safety Commission (CPSC) created playground safety guidelines to help local communities, schools, day care centers, corporations, and other groups build safe playgrounds. The Handbook for Public Playground Safety includes safety guidelines for designing, constructing, operating, and maintaining public playgrounds. U.S. Consumer Product Safety Commission Washington, D.C. 20207 E-mail: info@.gov www.CPSC.gov

ASTM

The American Society for Testing and Materials (ASTM) is an independent world renowned developer of technical standards utilized in testing products. Standard Consumer Safety Performance Specifications for Playground Equipment for Public Use, F1487 & F2373 establishes nationally recognized safety standards for public playground equipment. American Society for Testing and Materials 100 Barr Harbor Drive West Conshohocken, PA 19428-2959 E-Mail: service@astm.org

ASTM-F1487 CAN/CSA-Z614 EN1176

KidBuilders®, SkyBuilders®, PlayBuilders®, MaxPlay® Systems, and Clever Climbers™ play equipment has been tested to be in conformance with safety requirements and standards set forth by ASTM F1487, CAN/CSA - Z614, and EN1176.

When installed according to our layout drawings and installation instructions, KidBuilders, SkyBuilders, PlayBuilders, MaxPlay Systems, and Clever Climber play systems meet guidelines and standards as defined in the US Consumer Product Safety Commission’s Handbook for Public Playground Safety, ASTM F1487, and Canadian Standard CAN/CSA-Z614.

KidBuilders, PlayBuilders, MaxPlay Systems, Clever Climbers, and Spring Riders have been certified to the EN 1176 by TÜV Product Service GMBH.



PlayPower LT Farmington, Inc. is a member in good standing of IPEMA, the International Play Equipment Manufacturers Association. IPEMA is a member-driven international trade organization that represents and promotes an open market for manufacturers of play equipment.

In the interest of playground safety, the International Play Equipment Manufacturers Association (IPEMA) provides Third Party Certification Service whereby a designated independent laboratory, TÜV SÜD America Inc., (TÜV), validates an equipment manufacturer’s certification of conformance to the ASTM F1487 Standard Consumer Safety Performance Specification for Playground Equipment Public Use, except sections 7.1.1, 10, 13.1.1, 13.2, and 13.3; to CAN/CSA Z614 Children’s Playspaces and Equipment, except clauses 10 and 11; or both. A list of current validated products may be viewed at www.ipema.org.

In the interest of playground safety, the International Play Equipment Manufacturers Association (IPEMA) provides a Third Party Certification program whereby a designated independent laboratory, TÜV SÜD America Inc., (TÜV), validates a surfacing manufacturer’s certification of conformance to ASTM F1292, Standard Specification for Impact Attenuation Under and Around Playground Equipment Performance Criterion, Section 4.2; ASTM F1292, Standard Specification for Impact Attenuation Under and Around Playground Equipment Performance Criterion (in its entirety); ASTM F3351, Standard Test Method for Impact Testing in Laboratory at Specified Test Height; and for an engineered wood fiber manufacturer its certification of conformance, also to ASTM F2075, Standard Specification for Engineered Wood Fiber for Use as a Playground Safety Surface Under and Around Playground Equipment; and for a Loose Fill Rubber manufacturer its certification of conformance, also to ASTM F3012, Standard Specification for Loose Fill Rubber for Use as a Playground Safety Surface under and around Playground Equipment. A list of current validated products, their thickness and critical height may be viewed at www.ipema.org.

Validation is an ongoing process as new products are certified and released. Please contact your local representative for an updated listing or visit our web site at www.LittleTikesCommercial.com.

CSA

Canadian Standard Association (CSA) is an independent organization whose mission is to provide an open and effective forum for activities facilitating the development of standards to meet national needs. The CSA Standard CAN/ CSA-Z614, A Guideline on Children’s Playspaces and Equipment was approved. Canadian Standard Association 5060 Spectrum Way Suite 100 Mississauga, Ontario, Canada L4W 5N6 1-800-463-6727 www.csa.ca

TÜV Product Service

TÜV Product Service is a world renowned leader in testing and certification activities. European Standard EN1176 is the most up-to-date combined European Standard for Commercial Playground Equipment. Use of the TÜV certification mark is evidence to the customer of product quality and compliance to stringent safety standards. TÜV SÜD America 10 Technology Drive Peabody, MA 01960 www.TUVamerica.com



PlayPower LT Farmington, Inc. is certified to ISO 9001:2015 & ISO 14001:2015



American Welding Society Certified D1.1




Canadian Welding Bureau Certified



NATURTEK®
Lightweight and durable Naturtek® material is easy to install and maintain, and looks and feels exactly like real trees, rocks, stumps, and logs. Naturtek is made from composite resin, doesn't absorb water, and is UV stable to prevent fading, staining, chipping, and breaking after extended exposure to the elements. Best of all, no touch-ups are necessary because the color in Naturtek is infused throughout the product.

See page 44 for more information.



Posts - Three-Step Finishing
High-tensile, cold-formed steel is fortified by a three-step finishing process to ensure durability, corrosion resistance, and color fastness.

- STEP 1: Zincrich™ internal coating on tubes, including weldments
- TUBING: High-tensile, cold formed steel tubing
- STEP 2: Flo-Coat™ pure zinc galvanizing on surface of tubes
- STEP 3: Polyester dry powder coating for vibrant color




Vinyl Deck Coating
All decks receive a vinyl coating that reduces heat transfer and holds up well against aging and corrosion.



Compound Resin
Compound resin gives rotomolded products superior impact strength, durability, color, and UV resistance.



Steel Clamps
Kid Builders® structures utilize a non-slip clamp design that is two times stronger than aluminum alloy clamps and features tamper-resistant hardware.



Direct Connect
Play Builders® structures feature the Direct Connect system that provides a unique dual-tempered fastener, adding strength and durability to the self-drilling tip and threads.

Here are a few of our funding options. For more information, contact your local Little Tikes Commercial representative.



NCL Government Finance Program
As the only Sourcewell-awarded vendor of government financing programs, National Cooperative Leasing (NCL) can ensure you get the highest quality playground equipment with the best tax-exempt municipal financing available. This exclusive opportunity is available to anyone within Sourcewell's cooperative membership. Ease budget concerns and amplify the power of cooperative purchasing with this competitively-bid financing opportunity.



Sourcewell
Little Tikes Commercial is proud to partner with Sourcewell, a national cooperative government partner that focuses on your success by giving you a less complicated way to purchase what you need. By handling the competitive bid process for you, Sourcewell enables you to satisfy local bid requirements quickly and effectively.



NASPO
Little Tikes Commercial is a proud member of NASPO ValuePoint; a national cooperative that facilitates public procurement solicitations and agreements through a lead-state model. With this program, public entities are able to enhance their purchasing power to receive the best quality products and services.

For more information on funding resources, visit [LittleTikesCommercial.com/Funding](https://www.littletikescommercial.com/funding)



3-D Rock Challenge.....	124	Cliff Climb	124	Frog.....	109	Leaf Post Topper	152
360° Overhead Ladder.....	147	Climbers	118	Frog Climber.....	106	Leg Lift Loop.....	149
3D Tree Post Topper.....	152	Clubhouses.....	98	Frontier Theme.....	144	Living Art Panel	133
4 x 4 Climber.....	121	Colored Kick Plates with Faces....	149	Funding.....	195	Log Roll	132
6’ Freestanding Wave Slide	185	Colors.....	198	Fun Wheel.....	158	Log Step Climber	106
8’ Arch Bridge with Safety Rails...	131	Colossus Slide.....	127	Fun Wheels.....	146	Lola the Snail.....	183
8’ Combo Overhead	147	Communication Board.....	133	Fun with Words Panel.....	136	Loop Challenge Ladder	147
90° Bridge	131	Concerto	177	Gallagher the Grasshopper.....	183	Loop Climber	122
90° Crawl Tunnel.....	129	Coral Reef Climber.....	107	Game Table with Seats.....	108	Loop Rail	158
90° Extended Crawl Tunnel	129	Cosmic Catwalk	131	Gator Climber	106	Lumberjack Hollow Tunnel.....	106
90° Fun Wheels.....	146	Counter Panel	138	Gator Walk.....	109	Magellan Straights.....	173
Abacus Panel.....	137	Crawl Panel	135	Gear Panel.....	137	Mantis	180
Abacus Reach Panel.....	137	Crazy Curtain.....	118	Gelefish® Play Structures.....	74	Math Panel	136
Accessible Bridge	131	Crazy Hoop-La® Bridge Climber.	130	Generation Swing Seat.....	175	Matrix Bridge Climber	167
Accessible Wheelchair Ramps....	189	Crazy Straw Climber	122	Giants Causeway	173	Matrix Web Single 2M.....	167
Accessories	149, 189	Curly Climber.....	122	Gibraltar Ascent	170	Matrix Web Single 4M.....	167
Accordion Climber	121	Curved Climbing Wall	118	Gibraltar Peak	170	Matrix Web Twin Tower 6M.....	166
Activity Panels.....	134	Curved Slide.....	127	Gibraltar Summit.....	170	MaxPlay® Play Structures	90
Activity Panels with Inserts.....	134	Custom.....	24	Gorilla Tunnel Climber	107	MaxPlay® Swings.....	176
Agility Pods.....	157	Cylinder Climber	122	Grand Canyon	173	Maypole.....	180
Alex’s Lemonade Stand.....	134	Deck-to-Deck Incline Climber.....	124	Grand Strand.....	165	Melody Maker Panel.....	138
Alphabet Panel.....	136	Deck to Deck Steps.....	125	Hammerhead Shark Climber	107	Melody Maker Reach Panel	138
Animal Crawl Tunnel.....	129	Dinosaur	109	Hang Out Seats	138	Mirage Seat	175
Animal Panel	136	Dog Agility Weave Poles	189	Harry the Hippo	109	Mirror Panel.....	137
Arch Chain Climber	123	Dog Crawl Tunnel.....	189	Hillside Slide deck and rails	127	Monkey Lean Out Panel	135
Arched Link (KB to NRG).....	157	Dog Fire Hydrant.....	189	Hoop Alley	173	Moo Match Panel	136
ATV Spring Rider	183	Dog Pentagon Hurdle.....	189	Hogs Back	173	Motion Play.....	132, 180
Barn Theme	143	Dog Steppers	189	Hoop-La®.....	171	Morphous Slide.....	127
Beat Blocks.....	138	Dog Triple Hoops	189	Hoop-La® Bridge Climber	130	Muliti-user Arch Swing	176
Belt Swing Seat.....	175	Door Panel.....	138	Hoop-La® Traverse	159	Mushroom Path Stepper	106
Benches.....	188	Double Crawl Tunnel	129	Hoop-La® Alley	159	Musical Clubhouse	98
Bermuda Triangle	173	Double Entry Quantum II Slide.....	126	Horse Spring Rider	182, 183	Nectar the Bee	183
Black Bear Tunnel Climber	107	Double Ring Trek.....	147	Hub.....	158	NRG Builders®.....	155
Blue Butterfly Climber	107	Double Stacked Timber Climb	162	Hula Loop	121	NRG Builders® Climbers.....	173
Boingo	138	Double Wide Slide	127	Hypar Net	165	NRG Freestyle	80, 158
Bongo Panel	137	Dragon Challenge.....	109	Hypersonic Slide.....	127	NRG Freestyle Ring Trek	158
Bowed Challenge Ladder.....	146	Dragonfly.....	181	Inchworm Climber.....	106	NRG Kinetics™.....	156
Braille Panel	134	Drama Village.....	108	Incline Crawl Tunnel	129	NRG Kinetics™ Play Structures	76
Bridges	130	Dual Steering Panel	136	Inclusive Play Structures	54	NU-Edge® Play Structures	42
Bubble Mirror Panel.....	137	Early Childhood Climbers.....	111	Inclusive Seat	175	NU-Edge® Arched Log Climber ...	116
Bubble Panel	137	Early Childhood Structures	100	Independent Climbers.....	170	NU-Edge® Birch Collection	114
Bulldozer Spring Rider.....	183	Elbow Slide	128	Independent Hypersonic Slide...	185	NU-Edge® Birch Tree Canopy	152
Bumpy Climber.....	123	Elbow Tunnel Slide.....	128	Independent Quantum II Slide....	185	NU-Edge® Climbers.....	115, 163
Bunny Climber.....	106	Electronic Animal Panel	136	Infinity® Climbers.....	120, 169	NU-Edge® Clubhouse.....	115
Burmese Bridge Climber	130	Elements of Nature	16	Inline Rail	158	NU-Edge® Crawl Log	163
Butterfly Post Topper.....	152	Fan Climber	122	Integrated Shade	154	NU-Edge® Culvert Climber ..	115, 163
“C” Challenge Ladder	146	Find-the-Dino Panel	138	Jack Hammer	181	NU-Edge® Diamond Climb.....	116
Calvin the Caterpillar	109	Finger Maze Panel	136	Jungle Climber	125	NU-Edge® Double Wall Climber ..	115
Cargo Bridge Climber	130	Fire Escape Ladder.....	123	Jungle Rock Climber.....	107	NU-Edge® Fun Rock - Lg.....	116, 163
Castle Theme	144	Fire Truck Theme	142	Jungle Rock Link.....	107	NU-Edge® Fun Rock - Med...	116, 163
Cat Walk.....	131	Floating Balance Beam	108	Kid Builders® Themed Structures	70	NU-Edge® Fun Rock - Small.....	163
Center Deck Access.....	125	Floating Pommel.....	159	Kid Builders® Play Structures	64	NU-Edge® GSX.....	117, 164
Certifications.....	193	Floating Stones	131	KidTimbers®.....	189	NU-Edge® Influx Climber	116
Chain Net Climber.....	123	Flower Post Topper.....	152	Klondike.....	173	NU-Edge® Log Slice Climber	116
Chicken Spring Rider	182	Four-Seat Teeter	183	Ladder Panel.....	123	NU-Edge® Lumberjack Climber...	115
Circle Challenge Ladder.....	147	Four Tikes of Steel	172	Ladybug Climber.....	106	NU-Edge® Plank Bridge Climber .	116
Clatter Bridge with Guard Rails ...	131	Four Wheeler.....	171	Ladybug Hill Tunnel Climber.....	106	NU-Edge® Plank Climb.....	115
Clever Climbers®	110	Freestyler	181	Lattice Panel.....	137	NU-Edge® Play Structures	42


NU-Edge® Rock Challenge Wall ..	116	Rung Overhead.....	155	Steel Laser Panels	135	Unlimited Play® Communication	
NU-Edge® Rope Scramble	115	“S” Bridge.....	131	Steel Seat Panel.....	138	Board	133
NU-Edge® Treehouse Panels.....	134	“S” Challenge Ladder.....	146	Steering Wheel.....	149	Unlimited Play® Inclusive	
NU-Edge® Trellix.....	117, 162	“S” Crawl Tunnel.....	129	Step Deck	125	Board	133
NU-Edge® Stacked Timber Wall ..	116	Safety Panel w/Plastic Wheel	136	Step Ladder.....	123	Unlimited Play® Sensory Rails....	130
NU-Edge® Trail Climber 48”	115	Sagging Climber	124	Stone Climber.....	123	Unlimited Play® Panels	133
NU-Edge® Tree Climb.....	115	Sail Topper.....	154	Straight Challenge Ladder	146	Unlimited Play® Quiet Grove.....	178
NU-Edge® Tree Stumps.....	116, 163	Sand and Water Table.....	108	Straight Crawl Tunnel	129	Unlimited Play® Rail-Rider	178
NU-Edge® Tri-Rock	116	Scarlet the Ladybug.....	183	Straight Rope Climbing Wall	118	Unlimited Play® Structures ...	54, 100
NU-Edge® X Climber	115	Scrambled Scales Panel.....	133	Straight Tunnel Slide.....	127	Unlimited Play® Turnabout	178
Ocean Surge.....	155	Sculpture Play	106	Street Scenes	99	Variety Clubhouse	98
Octopus Climber	118	Seat Panel	138	Surface Spinner.....	180	Vehicle Reach Panel	137
One-Piece Play Builders® Slide ..	185	See*Saw*Snake	180	Sway Net.....	166	Versa-Climb®	159
Overhead Link (KB to NRG)	155	Sensory Clubhouse.....	98	Swinging Monkeys Panel	136	Versa Climb® 5-Section.....	170
Overheads.....	146	Seven-Station Play Factory	138	Swings	174	Vertical Chain Net Climber	172
Palm Tree Roof.....	152	Seven Stone Climber	123	Switchback Climber	122	Vertical Net.....	158
Parachute Panel.....	137	Shade over Swings	174	Taco Climb	155	Vertical Pedal Pod Climber	121
Pedal Pod Climber	121	Sheep Spring Rider.....	182	Talk Tube	149	Village Theme Panels.....	140
Pedal Pod Loop	121	Ship Theme	145	Tandem Net.....	118	Warranty	192
Pedal Twist	121	Side Step Infinity	159	Team Swing.....	176	Wave Slide	128
Perch Alley.....	157	Side Step Infinity Spoke	158	Team Totter	180	Wavy Challenge Ladder	148
Periscope Panel	138	Side Step Climber	121	Telescope	149	Wavy Rung Climber	122
Piano Panel	138	Sign Language Panel.....	135	Telescope Panel.....	136	WeatherStation®.....	139
Picnic Tables & Receptacles.....	187	Silly Face Panel	133	Theater Panel.....	136	Welcome Sign.....	189
Picture Communication Panel	135	Silo Climber	122	Themed Play.....	142	Whale Climber.....	107
Play Builders® Structures.....	86	Silo Scramble	118, 166	Therapeutic Rings.....	148	Whale Spring Rider	183
Play Shade.....	190	Simon Says Panel.....	133	Tic-Tac-Toe Panel	136	Whale Tail Climber	107
PlaySoleil®.....	189	Single Fun Wheel.....	146	Tikes Peak	172	Wide Accessible Ramps	149
PlayStax® Components.....	141	SkyBuilders® Play Structures.....	82	Tikes Peak Climber	125	Window Panel	137
PlayStax® Play Structures	60	Slalom Slide.....	126	Tilted Rock Challenge.....	124	Wire Mesh Entry Panel	140
PlayStax® Roof.....	152	Slides	126, 185	Time Warp Bridge Climber	130	Wire Mesh Offset Enclosure.....	140
Play Table	108	Sliding Pole.....	122	Tire Climbers	171	Wire Mesh Panel	140
Pogo Pod	181	Snake Challenge Ladder	148	Tire Swing.....	175	Wishbone Climber	124
Pommel Climber	121	Snake Pole.....	122	Toddler Slide	128	World of Eric Carle®	6, 18
Post Players.....	153	Solo Pod	159	Together Glider	179	Wobble Sphere	181
Post Toppers.....	152	Solo Spinner	181	Tot Builders™.....	94	Worm Climber	172
Pretend Play	108	Spinfinity® Sitting	132	Tot Swing Seat.....	175	“Z” Challenge Ladder.....	146
Pufferfly Tunnel Climber.....	107	Spinfinity® Standing	132	Tot Tree.....	111	ZoomTwist	184
Pyramid Topper.....	154	Spin Rocker	181	Track Ride.....	132		
Quality	194	Spiral Climber.....	121	Train Theme.....	143		
Quantum II Slide.....	126, 155	Spiral Slide.....	128	Transfer Station.....	125		
Quantum II Spiral Slide.....	126	Spiral Tunnel Slide	128	Transfer Station w/Hand Loops ...	125		
Raft Rider	181	Spring Riders.....	182	Trapeze Challenge Ladder	148		
Raft Swing	176	Stacked Timber Balance Beam....	162	Tree Log Climber.....	106		
Rainbow Loops.....	171	Stacked Timber Climb	162	Tri-Bridge.....	131		
Ramps.....	149	Stacked Timber Wall	159	Triceratops.....	109		
Revolution Inclusive Spinner.....	179	Stainless Steel Double Slide	128	Triple Entry Quantum II Slide	126		
Ring Challenge Ladder.....	147	Stainless Steel Single Slide	128	Triple Hoop.....	108		
Ring Trek.....	148, 157	Stairs	125	Tropical Theme.....	145		
Rock Pile With Palm Trees.....	171	Stand ‘N Spin.....	181	Truck Spring Rider	182		
Rocky Rambler.....	124	Stax Climbers	119, 130, 168	Truss Overhead Ladder	148		
Rock’N Ship Glider.....	179	Steel Abacus Panel	137	Tucson Turtle Climber.....	107		
Roller Slide	126	Steel Counter and Vallance.....	137	Tunnels	129		
Roofs.....	150	Steel Crawl Panel.....	135	Turning/Chinning Bar.....	149		
Rope Climbers.....	164	Steel Crawl Tunnel	129	Umbrella Topper	154		
Rope Tower	22, 118	Steel Curved Climbing Wall.....	171	Unlimited Play®.....	4, 8, 26, 32, 54		
Roundabout Overhead.....	148	Steel Driving Panel	136	Unlimited Play® Boards.....	133		
Rung Ladder.....	123	Steel Dual Seat Panel	138				

Color

Why Little Tikes Commercial

Plastic Colors

Produced with a compound resin, UV stabilizers, and anti-static guard for superior color fastness, strength, and durability.




Compression Molded Plastic Color Combinations



Belt Swing Seat Colors




Tire Swing Colors



Vinyl Coating Colors

Available coating colors for decks, steps, ramps, and bridges are shown below. Some colors are not available on certain structures—see your representative for details.



Color


Why Little Tikes Commercial

Post and Accent Colors


Achieved with a multi-layer paint application process that combats rust/corrosion and ensures a long-lasting finish.



Rope Colors




Shade Fabric Colors



Shade Fire Retardant Fabric Colors

Rated the best fire retardant shade fabrics in the industry and they tolerate exposure to harsh and extreme outdoor elements. These fabrics also conform to and exceed California's State Fire Marshall Flame - RETARDENCY Test and the NFPA701 Standard Methods of Fire tests for Flame Propagation.



Colors are subject to change without notice. The color swatches are for reference only, and are an approximation that do not reflect the properties of physical materials, and can vary when printed. For more information on color samples and the most up-to-date specifications consult your local representative. Little Tikes Commercial uses high quality materials and state of the art manufacturing processes. Commercial playgrounds and products are subjected to years of environmental and solar exposure. Such extreme exposure takes its toll on paints and pigments, and all colors will fade over time. Little Tikes Commercial does not warrant against color fading or discoloration. It is important to properly maintain your playground to ensure its longevity. Depending on environmental conditions at your location, the installation of fabric shade structures may help to delay fading and discoloration.

Reds and Yellows and Blues—Oh My!

From the brightest of blues to the hottest of reds, Little Tikes Commercial's color palettes help you achieve the intended narrative for your project. Maybe you're looking to design a jungle-themed playground with sunlit greens and blossoming lavender, or maybe you're aiming even higher, searching for sky-rocketing silvers and extraterrestrial purples. Color choice can make the difference between an aquatic adventure and a trek across the Sahara. It also can set the tone, establishing either an active adventure space or a soothing quiet zone. Color impacts the playground in as many ways as there are shades—luckily, we have the tools to help you find the best choices for your play space.



Sunny Days

To choose your palette, pick a color for the main structure, and then post and accent colors to complement your main choice. Differentiating the details by choosing specific shades, vinyl, ropes, and even belt swings can also help your play space look and feel more cohesive. Contact your representative to learn more about how your choices of color and material can make an impact.



Mardi Gras



Cool Blue



Ladybug



Midnight



Chocolate



Deep Woods



Marmalade



Forest



Grapevine



Primary 2.0



Evergreen



Parakeet



Star-Spangled



Meteor



Treehouse



Neon



Sultan



Fantasia



Wild West



Sugarplum




Cranberry



Daydream



Tides



Arcade



Waves



878 E. Highway 60
Monett, Missouri, USA 65708
800.325.8828
LittleTikesCommercial.com




www.littletikes.com

© The Little Tikes Company, an MGA Entertainment company. LITTLE TIKES® is a trademark of Little Tikes in the U.S. and other countries. All logos, names, characters, likenesses, images, slogans, and packaging appearance incorporating or displaying the LITTLE TIKES® trademark are property of Little Tikes. Used under license by PlayPower, Inc. PlayPower LT Farmington, Inc. is a PlayPower, Inc. company. © 2025 PlayPower, Inc. All rights reserved.



Small Space Big Fun



Scan the code, to learn more
about our NU-Edge® GSX or visit
LittleTikesCommercial.com/GSX

